

Understanding electricity legitimacy dynamics in an urban informal settlement in South Africa: a Community Based System Dynamics approach

Suzanne Smit^{*1}, Josephine Kaviti Musango¹, Alan C Brent^{2, 3}

^{*}Corresponding Author, email: informalgreeneconomy@gmail.com

¹School of Public Leadership, Centre for Renewable and Sustainable Energy Studies, uMAMA, Stellenbosch University, Stellenbosch, South Africa

²Department of Industrial Engineering, Centre for Renewable and Sustainable Energy Studies, uMAMA, Centre for Complex Systems in Transition, Stellenbosch University, Stellenbosch, South Africa

³Sustainable Energy Systems, Engineering and Computer Science, Victoria University of Wellington, New Zealand

The aim of providing affordable, reliable, sustainable, and modern energy for all requires an in-depth understanding of the issues that affect energy access and energy fuel choice, particularly as related to urban informal settlements or slums. Within unequal societies, such as South Africa, a reliance on technical solutions to address access and inequality is inadequate, leading to resistance and protest. Further, introduction of a technical solution – such as solar PV - to address energy access in urban informal settlements, is a complex process, and requires a systems thinking perspective. Using Community Based System Dynamics modelling, this paper therefore investigated the issues that affect energy fuel choice and energy access as related to the introduction of a renewable energy solution in Enkanini informal settlement. Different energy user groups were engaged in the identification of the factors that affect energy access and energy fuel choice; the relationships between these factors in order to improve future interventions; and development of causal loop diagrams to visualise the key feedback loops. The identified factors were economic and market related such as affordability, availability, and land ownership but also included a range of socio-political aspects. 17 feedback loops emerged, of which 13 were reinforcing loops, and 4 were balancing loops. The key feedback loops relate to community empowerment and representation, whilst

participation in the political process and the quest for legitimacy through direct electricity connections were recognised as broader issues to be addressed.

Keywords: informal settlement; slum; energy access; electrification; community based system dynamics; solar photovoltaic

1 Introduction

The adoption of the Sustainable Development Goals (SDGs) in 2015 (UN, 2016) cemented the global impetus for developmental progress that is both sustainable and equitable. Of particular interest in this paper, are: SDG 7, which aims to provide universal access to affordable, reliable, sustainable and modern energy for all; and SDG 11: Sustainable Cities and Communities, which addresses slums¹ or informal settlements. Despite energy being integral to development and the improvement of several other SDGs, including those related to gender equality, poverty reduction, health improvements, and climate change (IEA, 2017), much still needs to be done to improve universal access to affordable, reliable, and sustainable energy services (UN, 2017), particularly in the global South. According to the UN (2017) this would include increasing access to electricity, clean cooking fuels and technologies, and the use of renewable energy, whilst requiring countries to embrace new technologies on an ambitious scale, such as solar photovoltaic (PV) or solar home systems.

Global energy access has improved in recent years, with the number of people lacking energy access dropping to below 1 billion, for the first time in 2017 (IEA, 2018). However, the IEA (2018) projects that up to 700 million people, stemming mainly from rural sub-Saharan Africa, will remain without energy access in 2040. At the same time, the demand for electricity has doubled in developing countries, placing a greater emphasis on the need for cleaner, available and affordable electricity (IEA, 2018).

Electricity access in South Africa has improved significantly since 1994; increasing from 66% of the population in 2000, to 86% in 2016 (IEA, 2017). At the same time, the proportion of urban population living in slums in South Africa has reduced from 39.7% in 1995 to 23% in 2014 (The World Bank, 2014). Although this reduction may be considered positive, the percentage of urban population living in slums has

¹ The term slum or informal settlement is defined by the UN (UN-Habitat, 2010) as relating to households that lack access to either water, sanitation, durable housing, secure tenure and/or which are over-crowded.

remained constant at 23% since 2007 (The World Bank, 2014). Since 1994, the South African government has followed a variety of approaches toward informal settlements, ranging from the provision of formal housing, (in the form of RDP² houses), to the eradication of slums and finally to an acceptance of the need for in situ upgrading strategies (Smit et al., 2017; Swilling, 2014). The process of in situ upgrading however has been associated with a 'wait for the grid' approach, with negative political consequences (Swilling, 2014). While the onus of service delivery falls to local government, with financial assistance from national government, the provision of electricity, water, sanitation, roads and waste removal can only occur if a settlement has been legally recognised and zoned as residential (Swilling, 2014).

South Africa however, has several types of settlements fluctuating between legal and illegal, formal and informal, planned and unplanned, legitimate and illegitimate (see Smit et al., 2017). Furthermore, Swilling (2014) indicates that on average, it typically takes 8 years after legalisation or rezoning for communities to be connected to water and electricity grids and even then, electrification may be limited to street lighting only. More recently, the South African government has acknowledged that issues related to electrifying informal settlements may affect their aim of achieving universal access to electricity by 2025 (DoE, 2017).

The long waiting times and untenable conditions faced by the population living in unrecognised informal settlements, prompted researchers from Stellenbosch University to co-design an incremental Shack³ upgrade that includes solar PV in its design (Keller, 2012; Swilling, 2014), designated as improved Shack (iShack). The iShack was experimented in Enkanini, an urban informal settlement on the outskirts of Stellenbosch, South Africa. Enkanini was established as an illegal settlement, and does not have a legal recognition yet, suggesting that the community would likely be waiting more than 8 years for grid connections, despite bordering a formal

² Refers to a government housing scheme, the Reconstruction and Development Programme (RDP) aimed at redressing socioeconomic inequalities

³ A shack refers to an informal dwelling, generally built from scrap materials including corrugated metal sheets.

neighbourhood to the north and an industrial area to the south. The project received financial support from the Bill and Melinda Gates Foundation, the South African Green Fund, as well as policy support from the local municipality, which changed its indigent policy to provide for the transfer of the free basic electricity subsidy to non-grid connected shack dwellers (Keller, 2012; Swilling, 2014; 2016; Glasser, 2017). The project has since been heavily promoted in terms of its potential for addressing energy service provision in informal settlements or settlements that are ineligible for grid electrification (Runsten et al., 2018; Glasser, 2017; Swilling, 2014; 2016). This indicates that a mass roll-out of the iShack project may be pursued in other informal settlements in South Africa in the future.

The potential of this type of project for addressing energy poverty and access to modern, clean energy is undeniable. However, recent studies on metabolic dimension of the Enkanini settlement (see Smit et al., 2017; Kovacic et al., 2016; Kovacic & Giampietro, 2016) indicate that a general roll-out may be problematic within the South African context. While the adoption of solar PV may indicate an acceptance of the technology as an alternative or substitute for grid-connected electricity, the solar PV users in Enkanini did not consider themselves as having access to electricity, implying that solar PV is not perceived as a substitute for electricity (Smit et al., 2017). As a result, a portion of the Enkanini population is resistant to the introduction of solar PV. This development has somehow negatively impacted further distribution of the solar PV systems, and led to negative political consequences for the municipality, as 'electricity has become the protest theme among residents' (CORC, 2012). This seeming resistance to solar PV therefore signified the need for further investigation into the issues surrounding energy access and energy fuel choice in the Enkanini settlement.

Numerous studies consider a range of issues around energy access for the urban poor or slums in the developing country context (see for example Bravo et al., 2008; Karekezi et al., 2008; Shrestha et al., 2008; Butera et al., 2016; Coelho & Goldemberg, 2013; Rahut et al., 2016; Puzzolo et al., 2016). Some studies focus on policies for transitioning from traditional energy sources to cleaner energy sources such as liquefied petroleum gas (Bravo et al., 2008; Coelho & Goldemberg, 2013); and others highlight political and legal issues related to for example land

tenure, household income and legal status as major obstacles to energy access (Dhingra et al., 2008; Bravo et al., 2008; Jimenez, 2017). In the South African context, social, political, economic and methodological issues are highlighted. For example, Visagie (2008) assessed policy options for providing more sustainable energy options to the urban poor; whilst Tait (2017) problematised the standardised metrics used for defining energy access; instead arguing for metrics that are both multi-dimensional and contextually relevant. Runsten et al. (2018) developed a multi-criteria sustainability analysis for assessing electricity alternatives for informal urban households, whilst considering a host of technical, economic, environmental and health, social and institutional indicators.

Although these studies cover a range of factors and issues, they fail to examine the causal relationships between the factors that influence energy fuel choice and energy access for those living in slum conditions. This paper therefore uses the case study of Enkanini informal settlement to address the questions: (i) What factors influence energy fuel choice, energy bias and energy switching in Enkanini informal settlement? (ii) What are the issues that characterise energy access in Enkanini informal settlement? and (iii) How are these factors related? In this regard, the paper makes an empirical and methodological contribution to understanding the relationships between the factors that affect energy access and energy choice in a particular context. The focus is thus on how a systems approach, using community based system dynamics, improves our understanding of these issues. The results are thus context specific, whereas the methodological approach provides general insights for application in different contexts.

2 Method

In order to address the questions posed in the paper, a Community Based System Dynamics (CBSD) approach was adopted. Community Based System Dynamics is a subset of System Dynamics and Group Model Building and originates from the work of Hovmand (2014) and the Brown School Social System Design Lab. System Dynamics was founded by Jay Forrester (Forrester, 1961), with major contributions by Meadows et al. (1972), Sterman (2000), and Vennix (1996) to the field. System Dynamics is recognised as a systems thinking tool to visualise and understand

complex problems (Maani & Cavana, 2012). Initially System Dynamics was utilised for corporate modelling, but this was later extended to the modelling of broader social systems and applied widely to, for example, business management, education, energy systems, politics, sustainable development, and health care (Forrester, 2007). Forrester's work *Urban Dynamics* (Forrester, 1969) is particularly relevant for highlighting the counter-intuitive nature of certain system feedbacks and the need to address flawed mental models⁴ (Forrester, 2007).

However, in his review of the development of System Dynamics, Forrester (2007) relates how the practice of system dynamics relied on a 'consultant' mode whereby the system dynamics practitioner would study an organisation and independently formulate a model with recommendations; in other words, without further inputs from the stakeholders. Accordingly, this practice would not encourage organisational buy-in or support; thus, hindering long-term behavioural change. In response to this limitation, the field of Group Model Building emerged (see for example Richard & Andersen, 1995; Vennix, 1996). Group Model Building is considered to be a participatory approach, which involves a greater number of stakeholders in the modelling process with the aim of creating more buy-in and behavioural change within the organisational setting (Forrester, 2007; Hovmand, 2014). It has been mainly applied in the context of private organisations and government, with participants ranging from middle to senior management, and with very few cases occurring at community level (Hovmand, 2014). Group model building thus fulfilled the need to include more stakeholders in the model building process (see for example Allender et al., 2015; Brennan et al., 2015), but has been less successful in making the method more accessible to a wider, lay audience. For example, Hager et al. (2015) point out that community based systems thinking interventions are contextually very different from group model building exercises. Firstly, group model building primarily includes stakeholders with institutional affiliations rather than marginalised groups with generally low levels of education;

⁴ In the field of System Dynamics, "a mental model of a dynamic system is a cognitive representation of the real system" (Doyle & Ford, 1998 In Hovmand, 2014).

and secondly there is a vast difference with regard to the technology and infrastructure available for quantitative modelling and simulation (Hager et al., 2015).

This led Hovmand (2014) to develop Community Based System Dynamics as a method to involve community members, or stakeholders who are embedded in a particular system, in the modelling process:

[Community Based System Dynamics] ... “is about engaging communities, helping communities cocreate the models that lead to system insights and recommendations, empowerment, and mobilizing communities to advocate for and implement changes based on these insights” (Hovmand, 2014).

Community Based System Dynamics has been applied to a variety of issues including alcohol abuse amongst college students in the United States (Apostolopoulos et al., 2018); mental health service uptake in a conflict setting in Afghanistan (Trani et al., 2016); sustained adoption of clean cooking systems in impoverished communities in India (Kumar et al., 2016); and knowledge change amongst smallholder farmers in Zambia (Hager et al., 2015); whilst variants of the method is used in natural resources management, such as water and forestry planning (Rosenthal et al., 2017).

Community Based System Dynamics however, is not the only participatory approach for engaging communities. Community-based Participatory Research (CBPR) is also recognised for its collaborative approach to effectively engage with communities by including community members as full participants (Frerichs et al., 2016; BeLue et al., 2012). While Minkler (2010) proposes that Community-based Participatory Research is not a research method in itself, but rather an orientation to research; both BeLue et al. (2012) and Frerichs et al. (2016) argue that Community-based Participatory Research could be much enhanced through integration with system science, including System Dynamics.

Considering that Community Based System Dynamics stems from System Dynamics and Group Model Building, whilst directly engaging community members

as participants, Hovmand's work therefore bridges Community-based Participatory Research and system science. Community Based System Dynamics is also useful for uncovering mental models and gaining insights that would not be achieved through Community-based Participatory Research alone and it was therefore the appropriate method in this study. Furthermore, Trani et al. (2016) promote the use of Community Based System Dynamics as giving voice to stakeholders, allowing them to share their views of a problem, whilst generating robust, sophisticated results with actionable policy recommendations, which is built on the knowledge and expertise of people embedded in the system. Community Based System Dynamics focuses on outcomes that address the needs of the community and is 'particularly valuable for messy and neglected problems' (Trani et al., 2016; Rosenthal et al., 2017).

2.1 Setting, study design and participants

A Community Based System Dynamics workshop focusing on energy was held over 3 days in the Enkanini Research Centre in Enkanini informal settlement. Enkanini, which means to 'take by force', is located about four kilometres from the centre of Stellenbosch, an affluent town with high levels of inequality, in South Africa (Western Cape Government, 2015). Enkanini informal settlement was established around 2006 through illegal occupation of municipal land (not zoned for residential purposes), when a small number of backyard shack dwellers were evicted from the neighbouring and officially recognised Kayamandi settlement (CORC, 2012; CST, 2016; Zibagwe, 2016). This development led to friction and a contentious relationship between the residents of Enkanini and Kayamandi as well as the local municipality (Zibagwe, 2016).

Enkanini informal settlement is fast changing and dynamic: its population nearly doubling from 4 500 (in 2011) to 8 000 people (in 2015), while the type of households have drastically changed from mostly single adult households (53% of the population in 2011) to mainly households with two or more people (76% in 2015).

After the local municipality's efforts to evict the residents failed, their focus changed to providing a limited number of taps and toilets and eventually towards re-zoning the settlement for residential use. According to Swilling (2014) however, it could take a further eight years before the community is connected to the water and electricity grids, despite bordering a formalised township with direct electricity access, to its north, and an industrial area with factories, to its south. This suggests that the legality of the informal settlement or residents' rights to tenure is in transition, whilst the municipality has preferred to focus on Solar PV as a solution to the lack of energy access.

A variety of energy options are currently available to Enkanini residents, ranging from energy sources such as paraffin, candles, wood and gas; to renewable energy in the form of mini solar PV systems; as well as fossil fuel intensive energy in the form of indirect connected electricity⁵. The participants were divided into three groups of 10 people each, representing a particular energy user profile, namely: i) Solar PV users, ii) Indirect electricity users, and iii) Divergent energy users – those who do not use solar PV or indirect electricity, but rely mainly on paraffin, candles and gas. For each group, females constituted 60% and males 40% of participants. This was unintentional as it was aimed to achieve a 50/50 split. The majority of participants (27 of 30) had achieved secondary level education, 2 had primary education and 1 had tertiary education, whilst none of the participants had taken part in a research study before. The sessions incorporated a series of scripts, or structured small group exercises, adapted from an online manual⁶ for conducting structured group model building activities, and included the Hopes and Fears and Variable Elicitation scripts⁷.

⁵ Indirect electricity users obtain electricity through informal connections via neighbours from the Kayamandi settlement (situated to the north of Enkanini) who are formally and directly connected to the electricity grid. Indirect electricity users purchase prepaid electricity vouchers that are passed on to the owner of the formal connection. As there is no record kept of actual electricity use by the indirect user, this arrangement relies heavily on trust.

⁶ Available from: <https://en.wikibooks.org/wiki/Scriptapedia>

⁷ The Hopes and Fears script was used to address the group expectations and possible concerns, whereas the Variable Elicitation script was used to elicit the different variables or factors related to the problem.

In order to identify and address the issues influencing energy access in Enkanini, we first had to understand the factors influencing energy fuel choice in Enkanini. This led to the need for a deeper understanding of i) the types of energy fuel sources utilised by households; ii) the perceived benefits and disadvantages of these energy fuel sources; and iii) the bias for or against particular energy fuel sources. Therefore, each energy user group was asked to indicate why they use a particular energy fuel source and what they felt the benefits and disadvantages of that particular source were. The next step in the workshop was to capture the participants' thoughts about the different energy fuel sources in order to identify the energy biases of each group towards the other energy fuel sources and how these biases may impact on their ability or willingness to switch to an alternative energy fuel source. This was followed by a number of breakaway sessions focusing on issues that characterise energy access. The proceedings and targeted question sessions were the same for each workshop day, and resulted in data that could be compared across the different energy user groups, and were finally combined to produce an integrated causal loop diagram.

2.2 Modelling process and outputs

Model building requires a team and the following roles were therefore adopted: 2 Community liaisons; 1 Process facilitator; 1 Modeller; 1 Translator/co-researcher; 2 Recorders; and 1 Photographer

The outputs of the Community Based System Dynamics workshops were a series of causal loop diagrams (CLDs) that illustrate community members' perceptions regarding the issues around energy access and energy fuel choice in Enkanini informal settlement. Causal loop diagrams are visual representations or maps used for problem structuring, system conceptualisation and capacity building (Brennan et al., 2015). Causal loop diagrams, in contrast to formal computer models, provide more transparency and are more easily understood by lay audiences (Brennan et al., 2015). They constitute several elements (see Table 1). For example, arrows or links indicate a causal relationship between two variables, which are considered to be 'a condition, situation, action or decision that can influence, and can be influenced by other variables' (Musango et al., 2015).

Table 1: Constituents of Causal loop diagrams

Term/Symbol	Description
Variables or words	Quantitative or qualitative factors that can increase and/or decrease
Arrow or Line	Indicate causal relationships of influence
Polarity (+)	Variables change in the same direction (both increase, both decrease)
Polarity (-)	Variables change in the opposite direction (one increases and the other decreases, or vice versa)
Feedback loop	<p>Two or more variables in a causal sequence that “feeds back” to the original variable, completing a loop.</p> <p>There are two types of feedback loops:</p> <p>Reinforcing loop or Positive feedback In a reinforcing loop, the effect of an increase or decrease (growing or declining action) in a variable continues through the casual pathway and reinforces the increase or decrease in the initial variable, thus amplifying change.</p> <p>Balancing loop or Negative feedback Balancing loops seek stability or return to a specific target. In a balancing loop, the effect of changes in variables within the loop is to counteract or balance the direction of change. Rather than accelerating the direction of change (reinforcing loops), balancing loops tend to slow down the rate of change so that, in addition to counteracting the initial change, they also tend to push a system toward some stable goal.</p>

Source: Adapted from Brennan et al, 2015

In each session, a series of variables related to factors that affect energy access and/or fuel choice in Enkanini were discussed and compiled. The individual factors for all the causal loop diagrams were reported by the participants as both actual behaviours, for example as related to their energy choices and their engagements with Kayamandi residents and the local municipality but also as hypothetical behaviours, as related to their willingness to change energy fuel choice. The modelling team also added certain variables such as Total electricity provided and electricity capacity gap to improve the logical flow of the model. Participants were then asked to identify if and how any of the variables were related. After each workshop, the identified connections were visualised in a causal loop diagram by

the modeller for each user group and finally, with inputs from the whole modelling team, the final combined model from the 3 groups was produced.

3 Results

The results section discusses: the factors that influence energy fuel choice, energy bias and energy switching in Enkanini; the issues that characterise energy access in Enkanini; and examines the causal relationships to identify the key feedback loops; and how they dynamically influence each other and affect energy fuel choice and energy access.

3.1 Factors influencing energy fuel choice in Enkanini informal settlement

The factors that influence energy fuel choice for the different energy fuel user groups are presented in Table 2. Solar users are mainly influenced by access barriers to direct and indirect electricity and health and safety benefits of the solar systems relative to other fuel sources. Direct electricity connection, which means being connected to the grid by the electricity utility in South Africa, Eskom, is currently unavailable for Enkanini residents because the settlement does not receive municipal services. In order to obtain an indirect connection, the Enkanini household has to establish an affiliation or relationship with a household from the neighbouring, formalised settlement, Kayamandi that has formal direct electricity connections. Initiating such a relationship can be difficult and takes time to build, thus acting as a barrier to access. Furthermore, solar users are prohibited by their service provider (iShack) from having an indirect electricity connection. In terms of perceived health benefits, solar PV systems do not produce smoke and are less likely to cause electrocution in contrast to indirect connections, which tend to cause fires and lead to electrocution and paraffin and gas, which are prone to fire risk and produce toxic fumes.

Table 2: Factors influencing choice of energy fuel source

Energy user group	Reason for using this energy source	Benefits	Disadvantages
Solar electricity users	<ul style="list-style-type: none"> No other electricity access For charging cell phone Lighting Unable to establish relationship to access indirect electricity 	<ul style="list-style-type: none"> Safe 	<ul style="list-style-type: none"> Sometimes trips High charges Poor service Sometimes not available Delays and long wait before faults are fixed "Sometimes not strong enough"
Indirect electricity users	<ul style="list-style-type: none"> Some can use it for cooking Lighting Charging cell phones Some can use it for refrigeration "Solar is not powerful, candles don't last, paraffin has smoke" 	<ul style="list-style-type: none"> Healthier, no smoke Cleaner 	<ul style="list-style-type: none"> Not easy to get connected, you must know someone Power trips often Risky - can cause fatality "Don't know how much electricity (many units) really used" Fire hazard / Electrocution It's temporary
Divergent energy users	Paraffin - Lighting and cooking	<ul style="list-style-type: none"> Easy to light Easy to get Heats house well Cheap 	<ul style="list-style-type: none"> Gives bad taste to food Causes fires Prices vary a lot Causes fever Not always available "Makes chest burn"
	Candles – Lighting	<ul style="list-style-type: none"> Cheap Gives good light 	<ul style="list-style-type: none"> Causes fire
	Gas - Cooking	<ul style="list-style-type: none"> Quick lighting Less smell Lasts longer No bad taste on food Good value for money 	<ul style="list-style-type: none"> Highly flammable - causes fire "Difficult to monitor (don't know how much in cylinder)" "Danger of carbon monoxide poisoning if leaks" Not easy to get (have to go far)

Indirect electricity users suggest that their preference lies in the capacity of the energy fuel source (however limited it is) to fulfil their cell phone charging and refrigeration needs and as being superior to the solar systems. However, in contrast to this perception, the results of the study indicate that in practice, the solar system users and indirect electricity users tend to have similar limitations in terms of their energy fuel source usage. Further, both groups still rely on paraffin, candles and gas to fulfil their energy service requirements, such as for cooking, lighting and heating.

Divergent energy users mainly rely on paraffin, gas and candles to provide their needs due to the affordability, accessibility and availability of these sources. However, they also recognise the disadvantages and risks of these fuels for their health and wellbeing.

The energy bias and switching requirements for each of the three energy user groups are depicted in Table 3. All participants, across the three user-groups, acknowledged the health and safety benefits of solar in relation to indirect connections and paraffin and gas fuel options. However, divergent and indirect electricity users were generally put off by the low quality or capacity of the solar systems in delivering their energy requirements, as well as the variability of supply due to poor weather conditions.

Table 3: Energy bias and switching requirements

User group	Thoughts on Solar PV	Thoughts on Indirect electricity connections	Thoughts on paraffin and gas	What would change your energy mix?
Solar electricity users	<ul style="list-style-type: none"> • Generally satisfied with solar, however it sometimes doesn't last the month; • Need to top up with candles and pay others to charge phones; Still use gas and paraffin to supplement for cooking and lighting • It is affordable, depending on the package • Not considered good value for money 	<ul style="list-style-type: none"> • Also limited in terms of what you can use it for • Unsafe - fire and electrocution risk • Can't cook with it • You need to have social connections to get the indirect line • Solar cheaper than indirect 	<ul style="list-style-type: none"> • Expensive • Need special lamp • Price varies a lot during winter • All use Gas for cooking 	<ul style="list-style-type: none"> • Solar capacity needs to be improved • Need to be able to cook and refrigerate with it
Indirect electricity users	<ul style="list-style-type: none"> • Not strong - can't do much with it • Weather affects it - when it rains, gadgets don't work well • Not reliable 	<ul style="list-style-type: none"> • Would prefer to have electricity metered or direct – so can monitor and control use 	<ul style="list-style-type: none"> • Gas is good for cooking, quick, cheap and lasts more than a month • Paraffin smokes and burns eyes 	<ul style="list-style-type: none"> • If solar capacity improves, then would consider having both sources, as a backup and to reduce costs
Divergent energy users	<p>Positives –</p> <ul style="list-style-type: none"> • Solar is good for lighting and television, cell phone charging and running some small appliances • It has health benefits - does not cause fire • Gives better and brighter light than candles • Inexpensive, Does not experience load shedding <p>Negatives-</p> <ul style="list-style-type: none"> • Can't cook with it • Unreliable (weather) • Limited in use, which can affect business • Access barrier - must be four households together to apply for solar • Can't run a business with it 	<ul style="list-style-type: none"> • It's not right (legal and safe) • Dangerous - causes fire and electrocution • Expensive • Does not last the month • Prone to load shedding and power failures 	<ul style="list-style-type: none"> • Paraffin - cheap, warms up house but health risks • Gas - good value for money and for cooking, less health risks but is still a fire risk 	<ul style="list-style-type: none"> • Would include solar into energy mix if entry barriers were removed • Prefer solar to indirect electricity • Would use solar mainly for lighting

Both divergent and indirect electricity users indicate that one of the major drawbacks to a community-wide rollout, or acceptance of the solar systems relates to substitution and legitimacy. These two groups are mainly concerned that the presence of solar systems in Enkanini means that the municipality would be less likely to approve investment in direct electricity connections. The solar systems are therefore considered to be a barrier to accessing direct electricity, whereas the solar users do not share this fear. However, across all three groups, there is a strong belief that solar is not a substitute for grid-connected electricity, and that acquiring a direct connection is akin to the legitimisation of the settlement.

3.2 Issues that characterise energy access in Enkanini informal settlement

The various factors and issues that contribute to the lack of direct electricity provision to the Enkanini settlement are presented in Table 4.

Table 4: Factors contributing to the lack of electricity access in Enkanini

User group	What issues/factors contribute to lack of electricity in Enkanini?	Variables
Solar electricity users	<ul style="list-style-type: none"> • Households moved in without permission from municipality • “Think Municipality thinks it’s a waste of money to invest” • Shacks too close to each other to put in electricity poles • Councillor - policy maker issue • Political issues between parties • Social issues - unrest • Lack of communication • Lack of trust in community representatives and municipality • No feedback from municipality on community issues • Slope/steep • High cost • Non- participatory processes • Lack of community space for meetings • Lack of accountability • Lack of choice 	<ul style="list-style-type: none"> • Land ownership • Cost Recovery • Density / Layout • Representation • Party politics • Social issues/Violence • Communication • Trust / Ubuntu • Communication • Layout / geography • Cost • Representation • Organisation • Accountability • Legitimacy
Indirect electricity users	<ul style="list-style-type: none"> • Non-performance by councillors • Enkanini not on map, not recognised • Lack of leadership from Enkanini • No organisation in Enkanini that is not politically motivated • Lack of feedback from councillors • Land is illegally occupied • Lack of leadership due to misrepresentation • Misrepresentation leads to corruption and competition for resources • Councillors afraid of us - violence • Councillors powerless at municipality level • Councillors lives threatened • Can’t talk directly to municipality 	<ul style="list-style-type: none"> • Accountability/Politics • Recognition/Legitimacy • Organisation • Politics • Communication • Land ownership/Legitimacy • Representation • Corruption/Competition for resources • Social issues/Violence • Party politics • Violence • Representation
Divergent energy users	<ul style="list-style-type: none"> • Solar causes delay from municipality • Lack of leadership; Lack of effective street committee • No feedback from councillors • Poor organisation • Disconnect between communities (Kayamandi & Enkanini) No Ubuntu • Lack of support • Not enough power (people standing together) • Lack of services (infrastructure) • Competition for resources (with Kayamandi) 	<ul style="list-style-type: none"> • Substitution • Leadership • Communication/feedback • Organisation • Representation/Ubuntu • Ubuntu/Legitimacy • Organisation/Community cohesion • Infrastructure/Service delivery • Competition for resources

The factors identified in Table 4 were converted into a word cloud to indicate the most used words or phrases that represent the issues characterising energy access in Enkanini (see Fig.1). The word cloud, which may be considered an unconventional tool, was found to be visually robust and instinctively effective in the context of the study. It facilitated further engagements with the community for identifying key factors for the causal loop diagram development. The use of unconventional tools are one way of making science relevant to society and policy.



Figure 1: Main factors affecting energy access in Enkanini

As shown in Figure 1, the main factors contributing to the lack of electricity in Enkanini, relate to: (i) representation; (ii) lack of organisation; (iii) poor communication; (iv) legitimacy; and (v) ubuntu⁸.

⁸ The term ubuntu means humanity and relates to a sense of community and shared compassion

Representation is recognised as the most important factor affecting electricity provision in Enkanini. It relates to representative leadership and the effect of politics within the community, that hinder their ability to effectively organise themselves. The ability of Enkanini residents to mobilise and seek better representation is however, influenced by several factors, including active leadership, organisation and Ubuntu. The lack of communication between current leadership structures, such as local councillors and appointed community representatives, and the wider community has led to a sense of distrust and disillusionment with the political process. Whereas the term Legitimacy denotes validity as a community, both in terms of land ownership and participation in the political process, whilst it has also been described as relating to direct electricity access, indicating that these factors are somehow interrelated.

Participants describe a lack of ubuntu or disconnect within the community but also with the neighbouring settlement. This is partly due to the fact that the neighbouring settlement, Kayamandi, is an established and more formalised settlement, which according to Enkanini residents receives greater developmental and infrastructural support from the local municipality, for example, in the form of direct electricity connections provided. Furthermore, Enkanini residents are frustrated that Kayamandi residents tend to be less involved when Enkanini residents protest against their current conditions, resulting in a social disconnect between the two communities. At the same time, Enkanini residents have become indifferent to the political process, feeling disempowered by years of unfulfilled promises by various political parties. However, as more time passes, the lack of direct electricity connections has become a greater point of contention, leading to a greater need for community mobilisation.

3.3 Key feedback loops influencing energy fuel choice in Enkanini informal settlement

Based on the identified factors in section 3.1, the following sections discuss the various feedback loops related to energy fuel choice, and energy access.

3.3.1 Direct Access (R1) and Indirect access feedback loops (B1)

Enkanini residents' energy fuel choice is influenced by the amount of total electricity provided. The direct access and indirect access loops are shown in Figure 2 and the variables are described in Table 5.

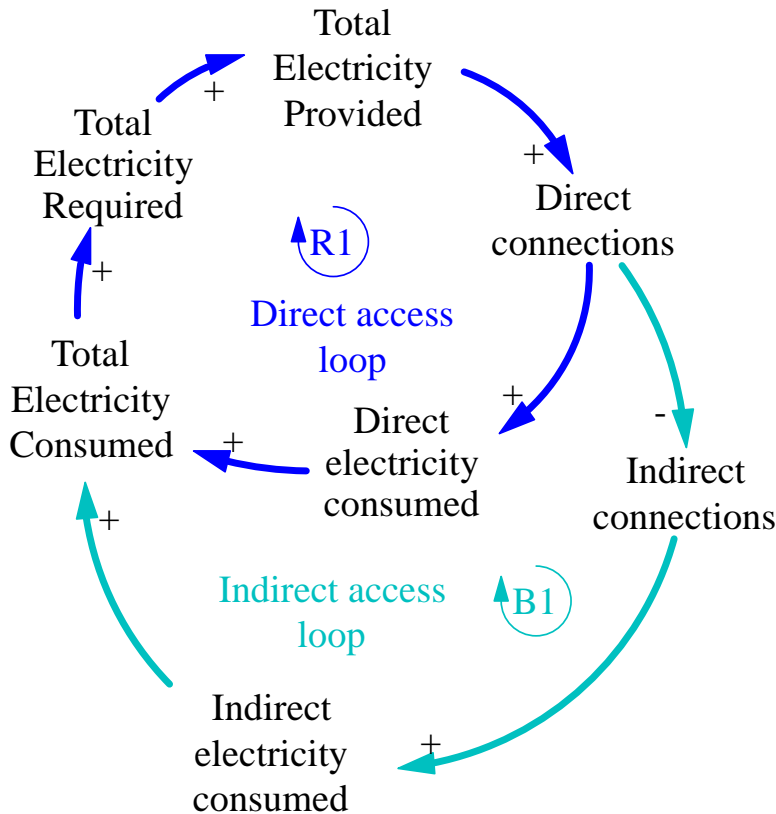


Figure 2: Direct and Indirect access loops

Table 5: Variable description for Total access loop

Variable	Description
Total electricity provided	Refers to the total amount of electricity provided for both direct and indirect connections.
Direct connection	Electricity is provided through formal, legal connections sanctioned by the municipality. The amount of electricity used is metered and charged on a per unit basis.
Indirect connection	An electricity connection that is informally attached to a formal connection. Although the indirect connection is sanctioned by the formal home owner who has a direct connection, these connections are not formally or legally sanctioned by the municipality and tend to be dangerous or hazardous. The amount of electricity used is not metered and charges are therefore not based on actual consumption. The ability of users

	to fulfil their energy requirements is limited by the number of indirect connections stemming from one formal connection.
Total electricity consumed	The total amount of electricity consumed, either through direct or indirect connections.
Total electricity required	The total electricity that is required to service the whole settlement.

Total electricity provision is limited by the capacity of the national electricity provider, Eskom, which faces a constrained power system due to insufficient supply during peak periods and the continued growth of electricity users (Eskom, 2017). In recent years, South Africa has experienced controlled power outages, referred to as ‘load shedding’, to safeguard the electricity power system from a total nationwide blackout. Therefore, an increase in Total Electricity Provided leads to an increase in the number of Direct Connections, which in turn reduces the number of Indirect Connections as users gain access to Direct Connections. If the number of Direct Connections does not increase, the number of Indirect Connections increases due to the growth of informal settlements. However, an increase in both Direct and Indirect connections effectively increases the Total Electricity Consumed, further constraining total electricity supply.

As per Figure 2, the more total electricity provided by the municipality, the greater the number of households that would opt for a direct connection, which in turn would lead to more direct electricity to be consumed which increases the total electricity consumed. The more the total electricity consumed, the more the total electricity required, which means the municipality needs to increase the total electricity provided. The Direct access loop therefore represents a reinforcing loop.

Furthermore, the more direct connections there are, the less indirect connections there would be, and the number of indirect connections would reduce, thereby, reducing the amount of indirect electricity consumed. This further leads to less total electricity consumed. A decrease in total electricity consumed decreases the amount of total electricity required, which, in turn, means that the municipality needs to provide less total electricity. Providing less total electricity however, would reduce the number of direct connections and increase the number of indirect connections, therefore the Indirect Access (B1) loop represents a balancing loop.

3.3.2 Cost attractiveness (R2) loop

Electricity consumption is also affected by the cost of electricity and its impact on disposable income as represented in the Cost attractiveness loop (R2) (see Figure 3). The variables for Figure 3 are defined in Table 6.

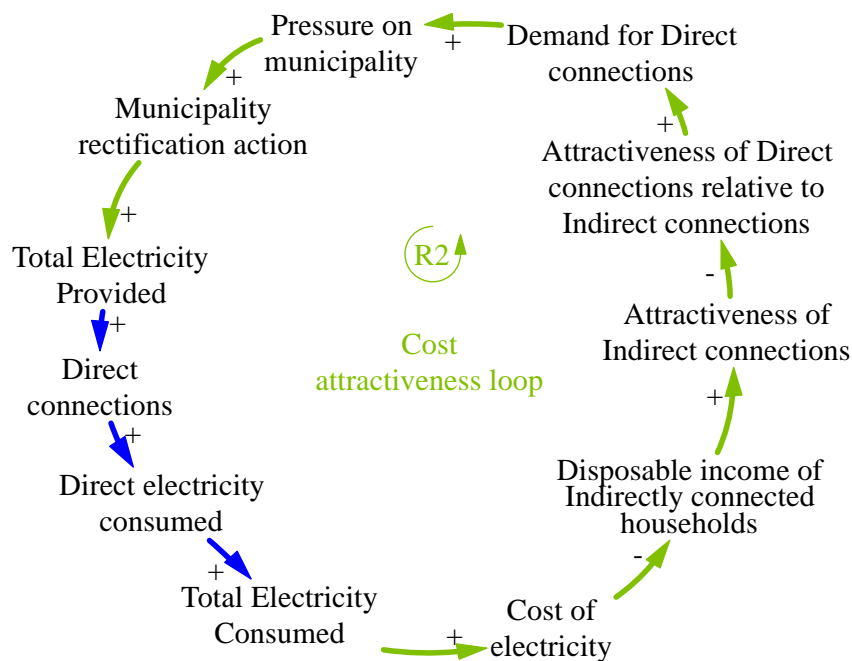


Figure 3: Cost attractiveness loop

Table 6: Variable description for Income Loop

Variable	Description
Cost of electricity	Indirect electricity costs are determined by the formal home owner who provides the connection and is therefore not related to actual, measured use.
Disposable income of indirectly connected households	The amount of money households have available after taxes to spend or save.
Attractiveness of Indirect connections	The appeal of having or getting an indirect connection
Attractiveness of Direct connection relative to Indirect connections	The appeal of direct connections over indirect connections
Demand for Direct connections	The continued desire and request for gaining direct connections
Pressure on Municipality	Social and political pressure
Municipality rectification action	Actions taken by the municipality to improve conditions, either through policy or some type of intervention

Generally, the electricity provider determines the cost of electricity. In the case of informal connections, it is the directly connected homeowner that decides how much an indirect user must pay, whereas the directly connected user's electricity cost is subject to metered usage from Eskom or the municipality. In order to manage electricity consumption, and reduce strain on the national supply, Stellenbosch municipality applies an inclining block rate tariff structure which leads to an increase in cost per kilowatt hour with increased consumption (Stellenbosch Municipality, 2017). This means that the more electricity is consumed by the indirect users, the greater the cost of electricity will become for the directly connected user, who will in turn increase the amount indirect users must pay. Any increase in the cost of electricity reduces the amount of disposable income a household has available to spend on their indirect connection. The greater the amount of disposable income available to indirectly connected households, the more attractive an indirect connection becomes, and the less attractive direct connections become relative to the indirect connection.

However, the inverse also holds true: the less disposable income is available, the less attractive indirect connections become as the owner of the direct connection may disconnect their indirect connection. This uncertainty and lack of control over usage of indirect connections increases the attractiveness of direct connections relative to indirect connections, as directly connected households would have greater control over their costs and usage. This in turn drives an increased demand for direct connections, which places more pressure on the municipality leading to a greater likelihood that the municipality would take a rectification action such as providing electricity infrastructure. This in turn would increase the total electricity provided, thereby increasing the number of direct connections and the amount of direct and total electricity consumed. At the same time, the more electricity that is consumed, the higher the cost of electricity becomes per unit for formally connected users (Stellenbosch Municipality, 2015) who may in turn increase the cost of electricity supplied to indirectly connected users or unplug or remove the indirect connection. The cost attractiveness loop therefore represents a reinforcing loop.

3.3.3 Energy fuel source attractiveness

The attractiveness of a particular energy source is relative to the attractiveness of other energy fuel sources when comparing aspects of cost, access, availability et cetera. The refined variables or factors influencing the attractiveness of a particular energy source in relation to others include: (i) capacity adequacy; (ii) ability to meet energy service requirements; (iii) safety; (iv) availability; (v) social status access; and (vi) access barriers to direct connections.

3.3.3.1 Capacity adequacy (R3) feedback loop

Figure 4 illustrates the effect of inadequate capacity and connects to the direct access (R1) and indirect access (B1) loops as described in Figure 2. The variables related to capacity adequacy are described in Table 7.

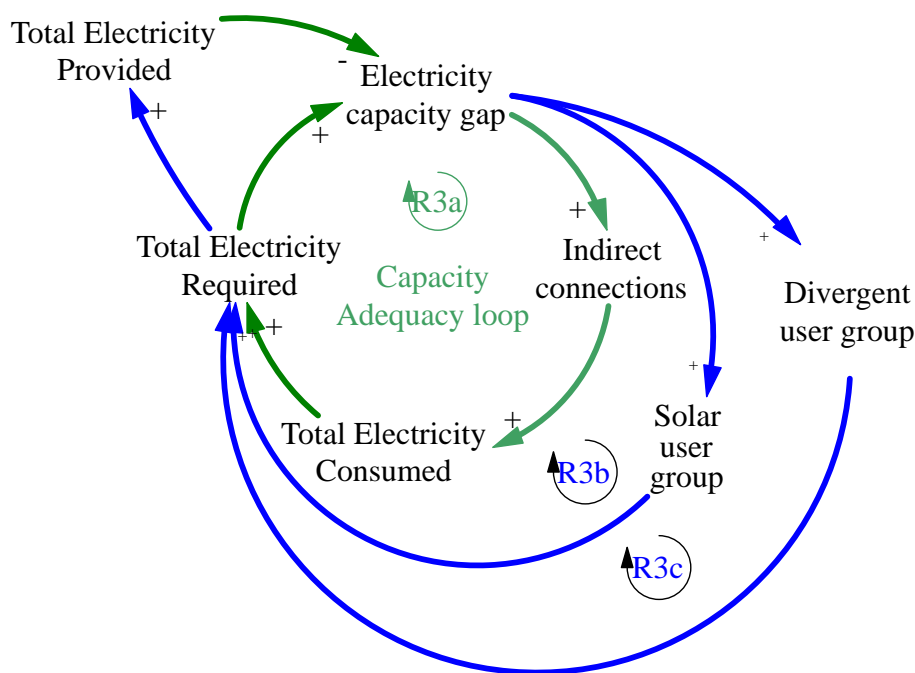


Figure 4: Capacity adequacy (R3a; R3b; R3c) loops

Table 7: Variables describing Capacity adequacy loop

Variable	Description
Electricity capacity gap	The difference between Total Electricity Provided and Total Electricity Required.

The current electricity gap in Enkanini drives residents to opt for alternative energy fuel sources leading to three distinct energy user groups in the form of solar users, indirect connections and divergent users who rely on paraffin and gas energy mixes. At the same time, the inability of these sources to fulfil the energy requirements of residents, increases the total electricity required, which in turn also increases the electricity gap if the total electricity required is greater than the total electricity provided. However, the more electricity is provided, the smaller the electricity gap becomes, whilst driving up total electricity consumption.

The total electricity provided however, is contingent on factors such as willingness by the municipality to invest in electricity infrastructure (represented as Municipality rectification action), but electricity provision is also limited by cost and the capacity of the national grid, which has been described in the direct and indirect access loops (see Figure 2) as being limited and under strain. This would suggest that even if the municipality was willing to build the infrastructure to provide direct electricity access, the limited supply by the national grid may still be insufficient to fulfil the energy needs of Enkanini.

Therefore, in terms of providing sufficient electricity supply in the future, it is necessary that the total electricity required by Enkanini residents is factored into overall electricity demand. At present, the municipality has not endeavoured to measure or understand the energy requirements of the settlement and are therefore not informed on the actual amount of electricity that they may need to provide in future. This situation is highly problematic, and common amongst municipalities in South Africa. This leaves municipalities ill prepared to improve energy access in urban informal settlements. The capacity adequacy (R3) loop forms a reinforcing feedback loop.

3.3.3.2 Ability to meet energy service requirements (R4) loop

The attractiveness of a particular fuel source in relation to a direct connection is influenced by its ability to meet the energy service requirements of a household (see Figure 5). Table 8 describes the variable for loop R4.

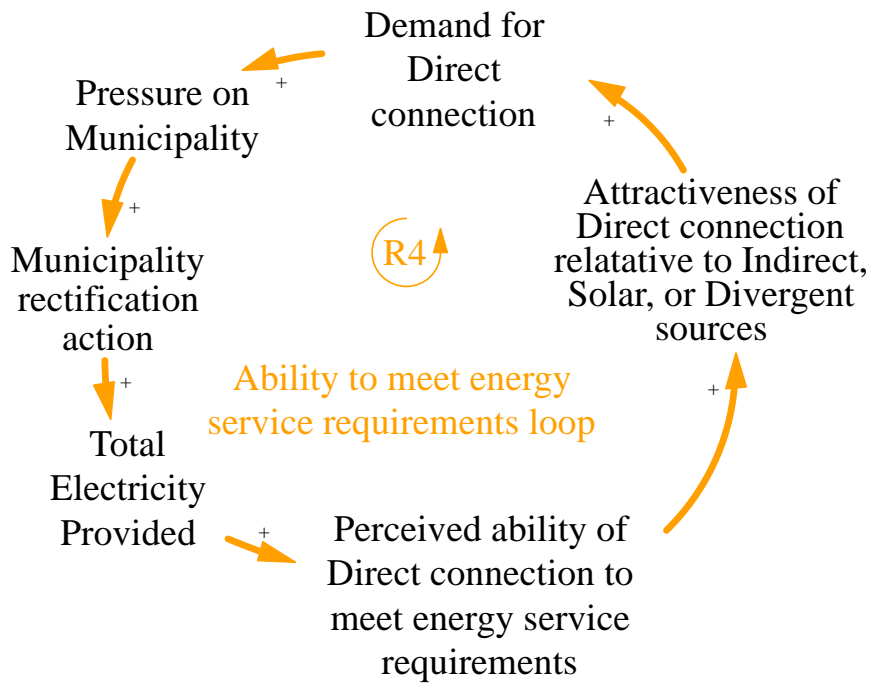


Figure 5: Ability to meet energy service requirements (R4) loop

Table 8: Variable description for Ability to meet energy service requirements (R4) loop

Variable	Description
Perceived ability of Direct connection to meet energy service requirements	The belief that energy users have that direct connections are best able to meet their energy service requirements.
Attractiveness of Direct connection relative to Indirect, Solar or Divergent sources	The appeal of a direct connection as preferred to indirect, solar or divergent energy fuel sources

Overall, the participants indicate that their preference for direct connections is influenced by its ability to meet their energy service requirements. Hence, the greater the perception that direct connections will fulfil their energy needs, the more attractive direct connections become in relation to either indirect, solar or divergent energy sources. This leads to an increased demand for direct connections, placing more pressure on the municipality to take rectification action and increase the total electricity provided. At the same time, the more households that are connected to the grid, the more their energy service requirements are met, which, in turn, drives

the perception that direct electricity connections are able to meet energy service requirements; making this a reinforcing feedback loop.

3.3.3.3 Safety of Direct connections (R5) and Safety of Indirect and Divergent (R6) loops

The Safety of direct connections (R5) and Safety of indirect connections and divergent (R6) loops are illustrated in Figure 6 and the variables are described in Table 9.

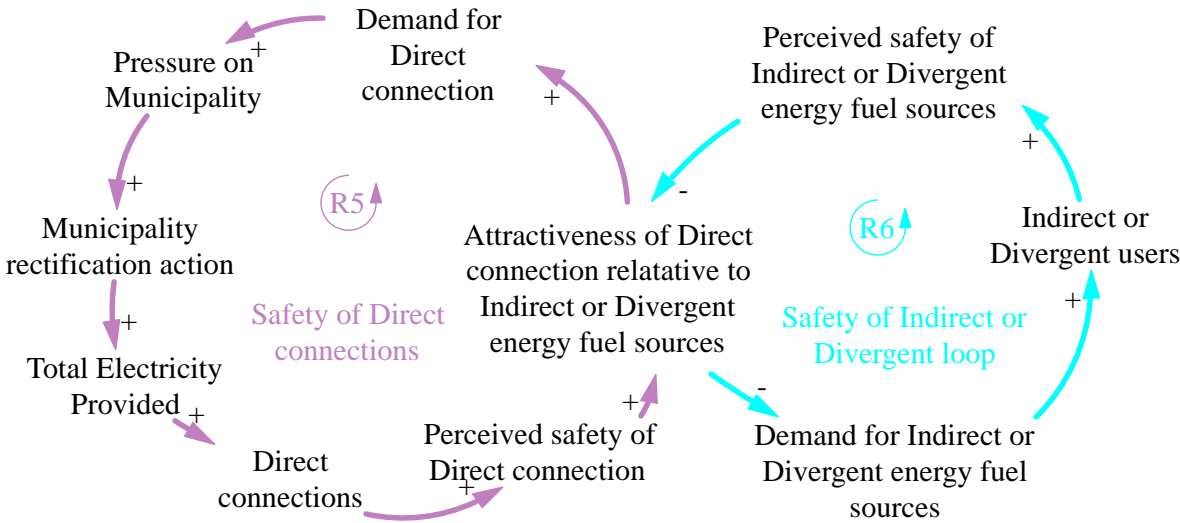


Figure 6: Safety of Direct connections (R5) and Safety of Indirect and Divergent (R6) loops

Table 9: Variable description of Safety of Direct connections (R5) and Safety of Indirect and Divergent (R6) loops

Variable	Description
Demand for Indirect or Divergent energy fuel sources	Households using or wanting to opt for indirect connections or divergent energy in the form of paraffin or gas.
Perceived safety of Indirect or Divergent energy fuel sources	Households’ beliefs about the benefits of indirect connections or divergent energy fuel sources that reduce the chances of health and safety risks including fire, electrocution and air pollution.

Although all user groups recognise the need for energy fuel sources that are safe, divergent energy users would still choose paraffin and gas over indirect electricity connections, as they view indirect connections as more hazardous to their health. In contrast, indirect connection users consider their choice safer than relying on paraffin or gas. In all cases, participants have the perception that direct connections are safest, which makes direct connections more attractive than indirect or divergent energy sources. This in turn feeds the demand for direct connections, forming a reinforcing feedback loop.

On the other hand, the more attractive direct connections become relative to indirect or divergent fuel sources, the less attractive indirect or divergent energy sources become, thereby reducing demand and reducing the number of indirect and divergent user groups. The smaller the indirect and divergent user groups become, the less these sources are perceived as being safe thereby increasing the attractiveness of direct connections relative to other sources.

3.3.3.4 Availability of divergent fuels (B2) and Cost of divergent fuels (B3) loops

Divergent fuel users describe their fuel choices as being driven by the access barrier to direct connections and the cost of divergent fuels (see Figure 7). The variables for B2 and B3 are described in Table 10.

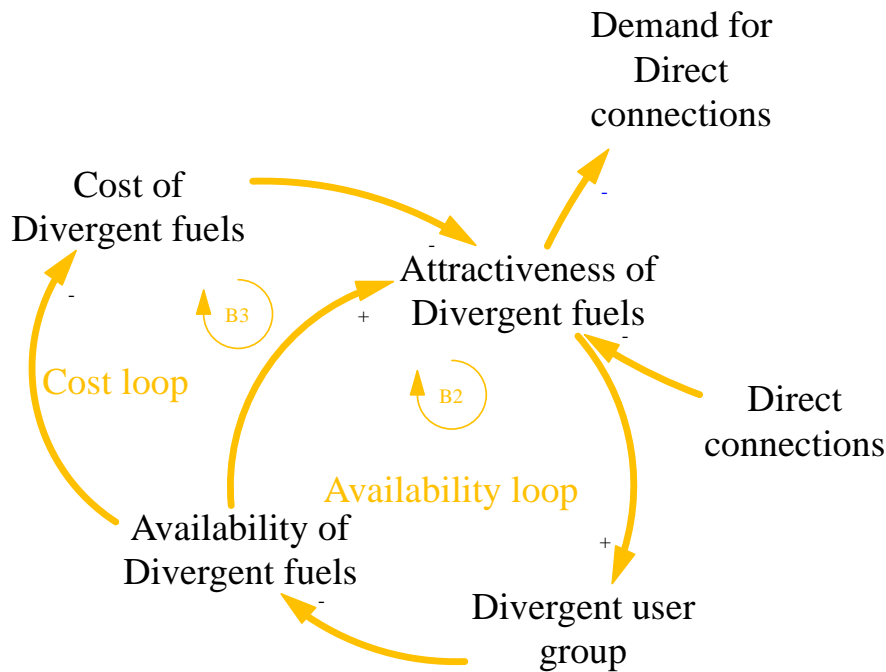


Figure 7: Availability of Divergent fuels (B2) and Cost of divergent fuels (B3) loops

Table 10: Variable description of Availability of Divergent fuels (B2) and Cost of divergent fuels (B3) loops

Variable	Description
Availability of Divergent fuels	Relates to the quantity of divergent fuels on offer and a household's ability to source these fuels with relative ease.
Cost of divergent fuels	The price paid by households per litre of paraffin or Kilogram of gas.

The less direct connections are available, the more attractive divergent fuels become to households, which increases the Divergent user group. The more people use divergent fuel sources, however leads to a reduction in the amount of fuel available to the settlement as paraffin and gas supplies can run low during winter months, which, in turn, reduces the attractiveness of divergent fuels. When divergent fuels become scarce, participants indicate that the cost of paraffin and gas escalates. In the case of paraffin, the cost can increase up to four-fold, which ultimately reduces the attractiveness of divergent fuels and in turn can lead to a

greater demand for direct electricity. Both the availability (B2) and cost (B3) of divergent fuels loops are balancing loops.

3.3.3.5 Social status (R7) loop

Participants attach a level of importance and position to different energy fuel sources, which also influence their fuel choice. This perceived status is linked to the ability of the energy fuel source to fulfil energy requirements, but in particular it relates to a household's ability to have cell phone charging facilities; use of an electric oven and refrigerator. However, none of the current energy fuel sources meet these criteria fully. For example, in the case of the solar users, running an oven or refrigerator is not possible. Whereas with indirectly connected users (depending on their location), some are able to run a small fridge and charge cell phones, but ovens take too much power. Divergent energy users cannot do any of the above.

All user groups indicate that Direct connections offer the most status of all energy sources. The higher the perceived status of direct connections are, the more attractive direct connections become relative to the other energy fuel sources, thereby leading to an increased demand for direct connections. The Social status (R7) loop is reinforcing, indicating that it will become stronger over time.

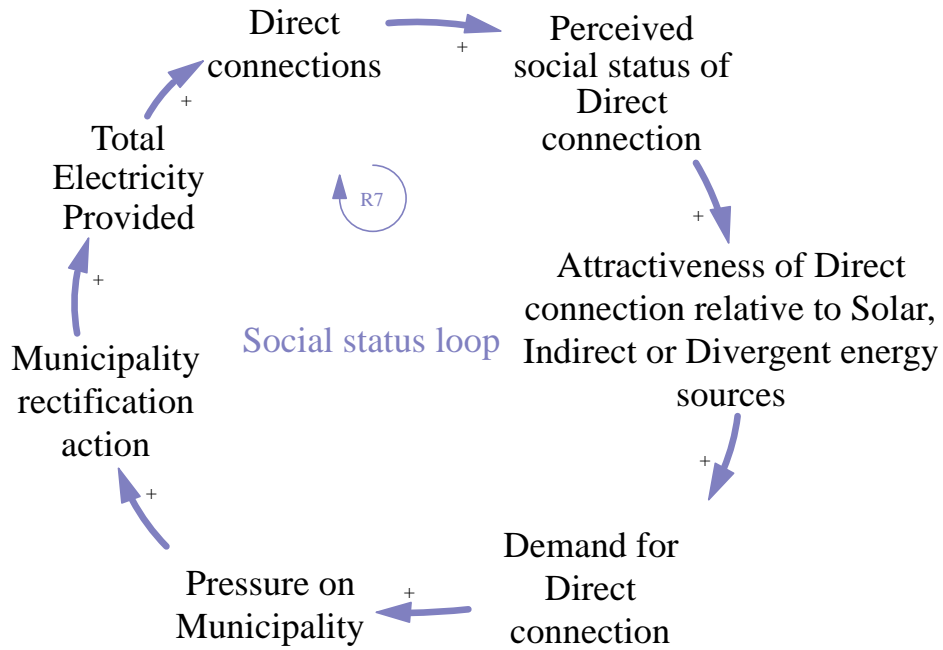


Figure 8: Social status (R7) loop

3.3.3.6 Access barrier to Direct connections (R8) and Solar threat (R9) loops

Solar users indicated that their preference for solar stems from the lack of access to direct connections in Enkanini, whilst Indirect and Divergent users are concerned that solar may be obstructing a future roll-out of direct connections. This is illustrated in Figure 9, whilst the variables are described in Table 11.

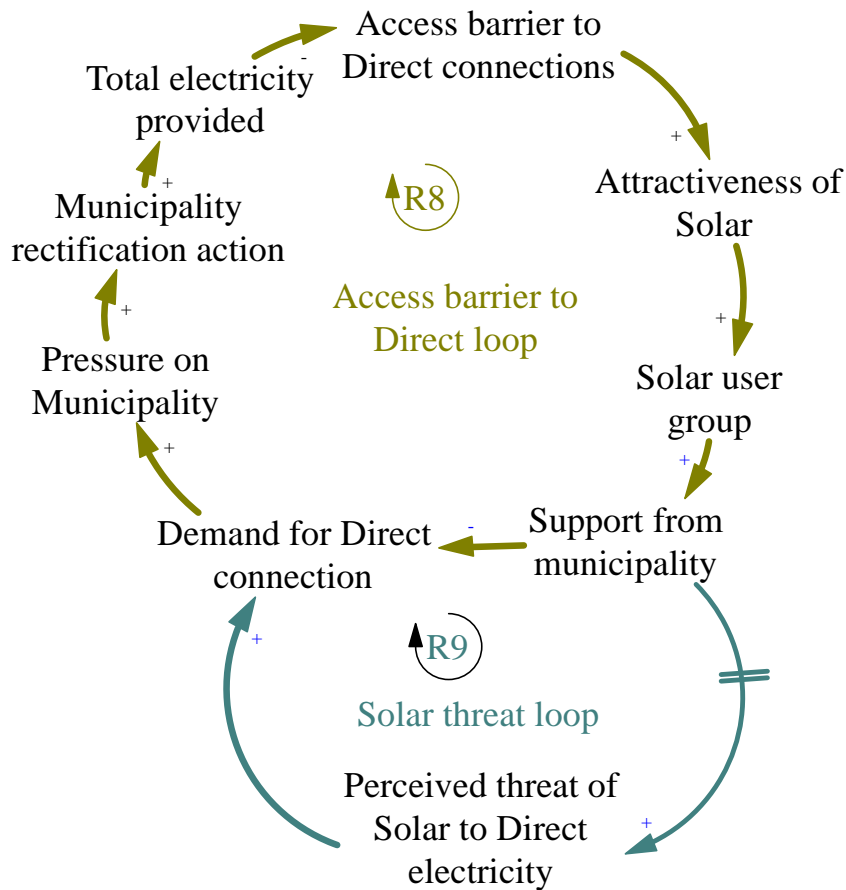


Figure 9: Access barrier to Direct connections (R8) and Solar threat (R9) loops

Table 11: Variable description for Access barrier to Direct connections (R7) and Solar threat (R9) loops

Variable	Description
Access barrier to Direct connections	Lack of direct connections
Support from municipality	Policy support in the form of subsidies
Perceived threat of Solar to Direct electricity	Residents' belief that the acceptance and roll-out of Solar PV systems will deter the municipality from actively pursuing direct electricity provision in Enkanini.

As per Figure 9, the less total electricity is provided by the municipality, the greater the access barrier to direct connections. Solar therefore becomes more attractive and leads to an increase in solar users. The increase in the number of solar users led the municipality to give policy support to the initiative through a transfer of the

electricity subsidy to the solar users, which in turn could decrease the demand for direct connections. However after some time, the increased support from the municipality for solar, led the Indirect and Divergent users to believe that the Solar systems were actually becoming a barrier or threat to getting direct connections.

This fear and frustration thus leads to a greater demand for Direct connections, as witnessed through violent protest, thereby placing more pressure on the municipality to take rectification action and provide more total electricity and to remove the access barrier to direct connections. Both the Access barrier to Direct connections (R8) and Solar threat (R9) loops are reinforcing, thereby competing with each other and leading to conflict within Enkanini. If the municipality wanted to reduce the conflict with and between Enkanini residents, it could clarify its position on solar as impacting the future roll-out of direct connections and increase transparency around the solar subsidy. This may lead to more Indirect and Divergent users switching to solar, if they do not perceive it as a threat to direct connections.

3.4 Key energy access feedbacks

Based on the identified factors in 3.2, the following sections consider the feedback loops for issues that characterise energy access in Enkanini, including: (i) representation; (ii) legitimacy and favourable zoning; and (iii) community empowerment and ubuntu.

3.4.1 Representation feedback loop (R10)

The representation feedback loop is shown in Figure 10 and the variables are described in Table 12.

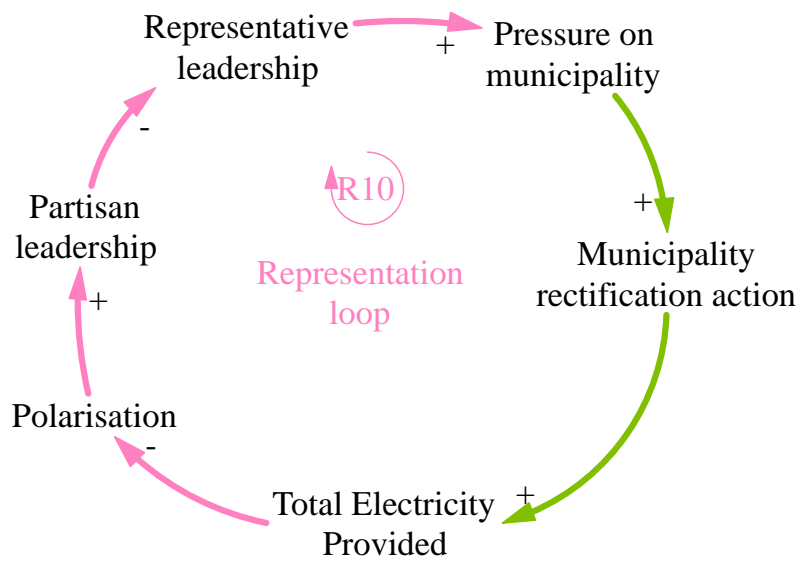


Figure 10: Representation feedback loop (R10)

Table 12: Variable description for Representation loop

Variable	Description
Representative leadership	Organised leadership that is representative of the Enkanini community
Polarisation	Social division within the community brought about by contrasting political agendas
Partisan Leadership	Leadership that is biased towards the agenda of a particular political agenda

The participants indicated that although they voted for the ward councillor, their interests are not fully represented, as the councillor is not from Enkanini and therefore does not have their interests at heart. The councillor hails from the adjacent formalised and recognised settlement of Kayamandi, with whom the Enkanini residents have an uneasy alliance as they have to compete for resources. The lack of representative leadership is also partly due to the fact that Enkanini residents are generally unwilling to take up a political role themselves because they feel disillusioned about the political process, which according to participants, has resulted in years of empty promises by political parties.

These views are captured in Figure 10, which indicates that the greater the level of representative leadership, the more political pressure they are able to apply on the municipality, which may in turn lead the municipality to introduce favourable policies or interventions on their behalf in order to improve energy access or choice in Enkanini. However, over the years various political parties have used the current lack of electricity provision as a ploy to gain votes thereby polarising the community and leading to partisan leadership based on broader political agendas and diminishing true representative leadership. Therefore, an increase in the total electricity provided, could reduce the polarisation within the community and at the same time reduce partisan leadership. A reduction in partisan leadership would increase representative leadership and increase their ability to apply pressure on the municipality.

3.4.2 Legitimacy (R11) and Zoning feedback loop (R12)

The variables related to the Legitimacy and Residential zoning loops are described in Table 13 and illustrated in Figure 11.

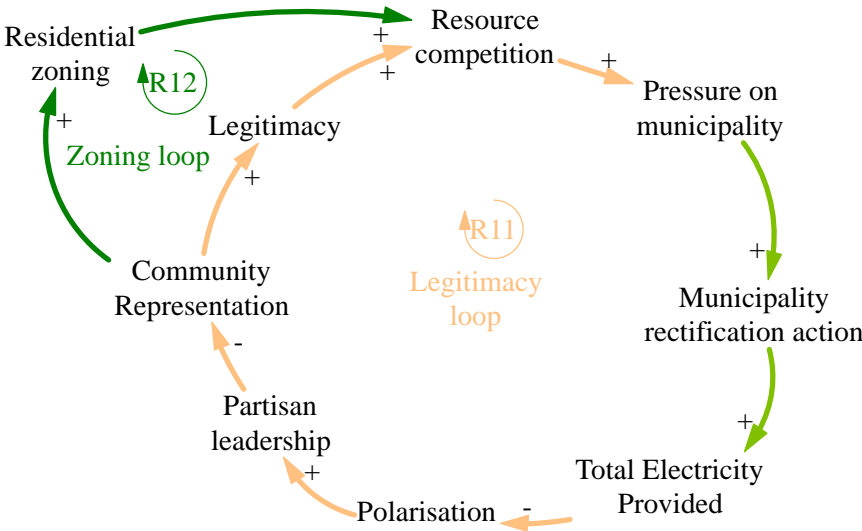


Figure 11: Legitimacy and Zoning loops

Table 13: Variable description of Legitimacy and Zoning loops

Variable	Description
Community representation	Where representation is closely aligned with community goals and/or includes Enkanini residents
Legitimacy	A sense of validity and formal recognition by the local municipality
Resource competition	Ability to vie for developmental and infrastructural investment by the municipality
Partisan leadership	Relates to partiality - being unduly influenced by a broader political agenda
Community mobilisation	Active citizenship - including organisation
Residential Zoning	Zoning that regulates the development of land and land use to include residential accommodation.

As per the Legitimacy loop (R11), the better the community is represented, the more likely the settlement will gain Legitimacy, which in turn improves their ability to compete for resources. The more the community can compete for resources, the more pressure they can apply to the municipality and the more likely the municipality will take rectification action, which could lead to an increase in the total electricity provided. However, the less total electricity is provided, the more polarised the community becomes which leads to an increase in partisan leadership. This in turn reduces community representation. At the same time, poor community representation may also negatively impact on Residential zoning, which would see the settlement become recognised for residential development and improved infrastructure. However, if Enkanini is re-zoned, its representatives would be in a better position to compete for resources. Both these scenarios however depend on the ability of the community to organise themselves and set up representative leadership that is non-partisan, whilst the total electricity provided can either increase or decrease polarisation within the community.

3.4.3 Community empowerment (B4) and Ubuntu (R13) feedback loops

Figure 12 illustrates the community empowerment and Ubuntu feedback loops and the variables are discussed in Table 14.

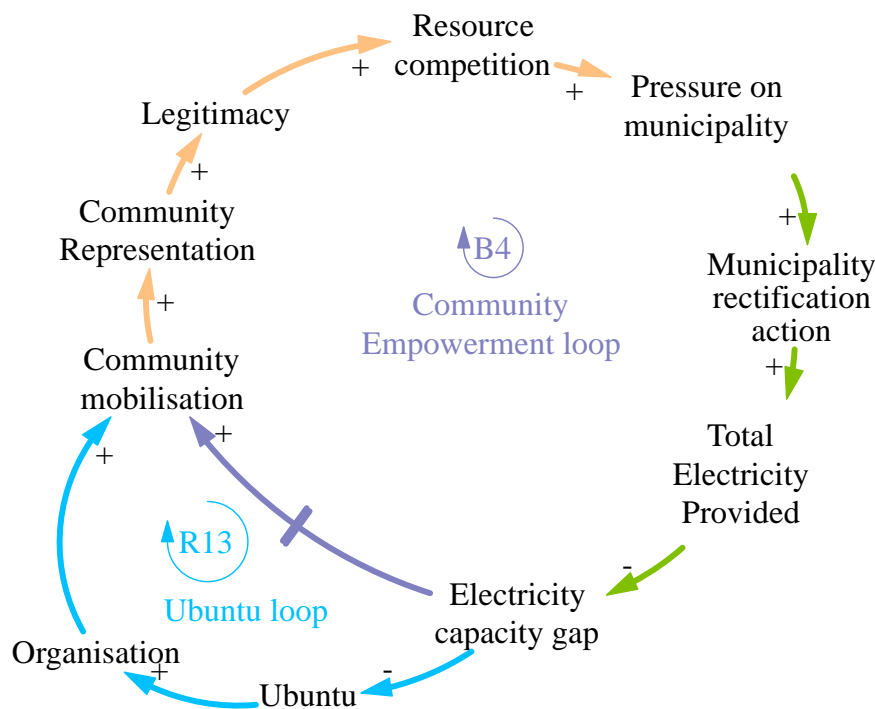


Figure 12: Community empowerment loop and its connection to Legitimacy and Representation feedback loop

Table 14: Variable description for Community empowerment (B4) and Ubuntu (R13) loops

Variable	Description
Community mobilisation	Active citizenship - including organisation and actively participating in democratic processes and discussions with the municipality.
Organisation	A community-led process for bringing residents together to rally around a specific issue.
Ubuntu	A feeling of social connection and loyalty to fellow residents and neighbours.

According to the participants, the lack of electricity provision by the municipality has led to an electricity gap, which has reduced the sense of community or ubuntu in Enkanini. This lack of ubuntu is one of the factors that impedes their ability to effectively organise themselves, whilst the lack of organisation impedes or reduces the likelihood of community mobilisation. If the community is not mobilised, then they are less likely to achieve proper community representation, which will reduce their chance or gaining legitimacy and effectively compete for resources.

Thus, according to Enkanini residents, the greater the electricity gap, the greater the need for Ubuntu. However, the continued lack of electricity provision means that the electricity gap does not decrease and over time, and as frustrations grow, the lack of electricity becomes a point of contention thereby leading to community mobilisation, in the form of violent protests. This increase in community mobilisation may lead to improved community representation, thereby increasing their chances of gaining legitimacy and improving their ability to compete for resources and place pressure on the municipality.

Community mobilisation and representation therefore become key components in bringing about change in the community. On the one hand, from a bottom-up perspective, it may be surmised that Enkanini residents need to mobilise themselves effectively through organisation and by electing active leaders that represent their views. On the other hand, the municipality can assist in improving community representation and participation by recognising community structures and strengthening their support of and interaction with these structures.

3.5 Integration of the factors influencing energy fuel choice and energy access in Enkanini

A number of factors overlap, indicating the interconnected nature of issues that limit choice, and perpetuate the lack of energy access. At the same time, certain leverage points emerge, which may contribute to improving either energy access or energy fuel choice. For example, whilst the electricity capacity gap drives residents to opt for lower quality or more hazardous energy fuel sources, over time it may also become a driver for community mobilisation, which may improve community representation, and ultimately their ability to compete for resources. Similarly, the municipality may be pressured to take some kind of rectification action (such as providing infrastructure for direct electricity connections) through i) engaging with representative leaders of the community; ii) recognising the legitimacy of the community to compete for resources; or iii) as a result of increasing fire and health hazards. Certainly, the first two scenarios are pro-active and preferred to a passive approach that would see the municipality only react after a major disaster and possible loss of life.

A further possible leverage point relates to improving the total electricity provided. Currently, the municipality supports the roll-out of solar, but as previously mentioned (and documented in Kovacic et al., 2016), participants do not consider solar as a substitute for grid connected electricity, despite recognising several benefits associated with this type of energy source. Therefore, if the municipality is constrained to increase the number of direct electricity connections (due to for example limited supply capacity or cost) it may consider improving the capacity of the solar power systems to fulfil residents' energy requirements. This may go a long way in improving energy access in Enkanini, whilst reducing fire and health risks. However, the municipality would also need to address the status of or social perceptions regarding solar power systems within the community. This may require further engagement with community leaders to address these perceptions and to pave the way for acceptance and implementation. Such a participatory process may also improve the sense of legitimacy that the residents of Enkanini desire.

Conclusion

This paper identified the issues that influence energy fuel choice, energy bias, and energy switching as well as the factors that characterise the issues related to energy access within Enkanini, an unrecognised, illegitimate informal settlement. Furthermore, it provided an understanding and insights into how these factors are causally related. Using Community Based System Dynamics modelling, various causal relationships were identified and visualised, resulting in 13 reinforcing and 4 balancing feedback loops. Through this process, the Enkanini case has confirmed that the aim to achieve universal access to affordable, reliable, sustainable, and modern energy within an unequal society is a complex problem. Whilst lacking financial infrastructure and political will, the problem of improving energy access requires more than technical solutions in the form of solar PV, despite being affordable, renewable or sustainable. As indicated by the resistance to solar (Figure 9) and the drive for empowerment, representation and legitimacy (Figure 12) within the community, it requires a deeper understanding of the socio-political aspects as well as the contextual realities and interconnected nature of the

factors that influence energy fuel choice and access in urban informal settlements, particularly those regarded as unrecognised or illegitimate.

The results of the Community Based System Dynamics modelling, not only highlighted the usual economic and technical factors such as affordability, availability, and capacity that influence energy fuel choice or access, but also identified the root cause of the resistance to solar PV as threatening residents' struggle for legitimacy. The use of Community Based System Dynamics, also revealed the following:

- The methodology takes a bottom-up approach and is capable of capturing and representing the views of a marginalised community, making it an appropriate approach for these type of settings.
- The socio-political aspects that influence energy access and energy fuel choice, are brought to the fore. Although this initially adds to the complexity of the process, it leads to deeper insights into these spaces, which may result in more appropriate and context specific interventions and policies.
- The focus on relationships between factors, improves our knowledge and understanding of the system under investigation and may improve the efficacy of interventions if these are taken into account.
- The mental models that influence the participants' behaviours are represented, which offers an opportunity for improved future engagement between the Enkanini residents and the local municipality. Knowing how the residents perceive and understand certain aspects around energy access and fuel choice is the first step towards meaningful engagement. Going forward, the local municipality could improve the relationship with the community, by addressing knowledge gaps, and misunderstandings. This may go a long way towards diffusing the recurring violent protests and contentious relationship between the community and the municipality.

Furthermore, during the workshops that underpinned this research, participants gained a level of system insight based on several key feedback loops which were identified as influencing active citizenry in the form of community organisation or mobilisation and representation; whilst the importance of participating in the

political process was recognised as being fundamental to gaining electricity access or improving energy fuel choice. This suggests that future interventions may benefit from deeper engagement and transparent communication with the residents of informal settlements and recognition of the non-technical, and aspirational factors that drive their energy behaviours.

Going forward, the local municipality will be engaged to present the views and perceptions of the Enkanini residents on energy access and energy fuel choice, to gain insights on potential leverage intervention points that the municipality can consider in enhancing the energy access for all agenda.

Acknowledgement

This work was funded by the Southern African System Analysis Centre, an initiative of the Department of Science and Technology in South Africa. Modelling assistance was provided by Dr. Benjamin Batinge.

References

- Allender S, Owen B, Kuhlberg J, Lowe J, Nagorcka-Smith P, Whelan J, & Bell C. 2015. A community based systems diagram of obesity causes. *PLoS ONE*, 10(7): e0129683.
- Apostolopoulos Y, Lemke MK, Barry AE, & Lich KH. 2018. Moving alcohol prevention research forward – Part II: new directions grounded in community-based system dynamics modelling. *Addiction*, 113(2): 363-371.
- BeLue R, Carmack C, Myers KR, Weinreb-Welch L, & Lengerich EJ. 2012. Systems thinking tools as applied to community-based participatory research: a case study. *Health Education & Behavior*, 39(6): 745-751.
- Bravo G, Kozulj R, & Landaveri R. 2008. Energy access in urban and peri-urban Buenos Aires. *Energy for Sustainable Development*, XII (4): 56-72.
- Brennan LK, Sabounchi NS, Kemner AL, & Hovmand P. (2015). Systems Thinking in 49 Communities Related to Healthy Eating, Active Living, and Childhood Obesity. *Journal of Public Health Management and Practice*, 21 Suppl 3, Evaluation of the Healthy Kids, Healthy Communities National Program, S55-S69.
- Butera FM, Caputo P, Adkikari RS, & Facchini A. 2016. Urban development and energy access in informal settlements: A review for Latin America and Africa. *Procedia Engineering*, 161 (2016): 2093-2099.
- Coelho ST, & Goldemberg J. 2013. Energy access: Lessons learned in Brazil and perspectives for replication in other developing countries. *Energy Policy*, 61 (2013): 1088-1096.
- CORC (Community Organisation Resource Centre). 2012. Enkanini (Kayamandi) Enumeration Report. Accessed 24 April 2018 from: <http://sasdialliance.org.za/wp-content/uploads/docs/reports/Enumerations/Enkanini%20Final%20Report.pdf>.
- CST (Centre for Complex Systems in Transition) (2016). Enkanini informal settlement. from: <http://www0.sun.ac.za/cst/major-project/enkanini-informal-settlement/>, Accessed date: 31 March 2017.
- DoE (Department of Energy). 2017. Integrated national electrification programme. Accessed 20 March 2018 from: www.energy.gov.za/files/INEP/inep_overview.html

- Dhingra C, Gandhi S, Chaurey A, & Agarwal PK. 2008. Access to clean energy services for the urban and peri-urban poor: a case-study of Delhi, India. *Energy for Sustainable Development, XII (4):* 49-55.
- Doyle JK, & Ford DN. 1998. Mental models concepts for system dynamics research. *System Dynamics Review, 14* , 3–29.
- Eskom. 2017. What is load shedding? Accessed 20 September 2017 from: <http://loadshedding.eskom.co.za/loadshedding/description>.
- Forrester JW.1961. *Industrial Dynamics*. MIT Press, Cambridge, MA.
- Forrester JW. 1969. *Urban Dynamics*. Pegasus Communications, Waltham, MA.
- Forrester JW. 2007. System dynamics – a personal view of the first fifty years. *System Dynamics Review, 23:* 345-358.
- Frerichs L, Hassmiller Lich K, Dave G, & Corbie-Smith G. 2016. Integrating systems science and community-based participatory research to achieve health equity. *The American Journal of Public Health, 106(2):* 215-222.
- Glasser, Z. 2017. ‘Low Carbon Energy Transitions for Informal Settlements: A case study of iShack South Africa’. Master of Philosophy: Climate Change and Sustainable Development. University of Cape Town, Cape Town, South Africa.
- Hager GM, Kopainsky B, & Nyanga PH. 2015. Learning as conceptual change during community based group interventions. A case study with smallholder farmers in Zambia. Paper presented at the 33rd International Conference of the System Dynamics Society, 19-23 July 2015, Cambridge MA.
- Hovmand, P. S. (2014). Community based system dynamics. New York: Springer.
- IEA (International Energy Agency). 2017. Energy access outlook 2017: From poverty to prosperity. Accessed 7 March 2018 from: https://www.iea.org/publications/freepublications/publication/WEO2017SpecialReport_EnergyAccessOutlook.pdf.
- IEA (International Energy Agency). 2018. World energy outlook. Accessed 6 December 2018 from: <https://www.iea.org/newsroom/news/2018/june/weo-2018.html>.
- Jimenez R. 2017. Barriers to electrification in Latin America: Income, location and economic development. *Energy Strategy Reviews, 15 (2017):* 9-18.
- Karekezi S, Kimani J, & Onguru O. 2008. Energy access among the urban poor in Kenya. *Energy for Sustainable Development, XII (4):* 38-48.

- Keller, A. 2012. 'Conceptualising a sustainable energy solution for in situ informal settlement upgrading'. Master of Philosophy: Sustainable Development. Stellenbosch University, Stellenbosch, South Africa.
- Kovacic Z, & Giampietro M. 2016. Between theory and quantification: An integrated analysis of metabolic patterns of informal urban settlements. *Energy Policy*, 100: 377-386.
- Kovacic Z, Smit S, Musango JK, Brent AC, & Giampietro, M. 2016. Probing uncertainty levels of electrification in informal urban settlements: A case from South Africa. *Habitat International*, 56: 212-221.
- Kumar P, Chalise N, & Yadama GN. 2016. Dynamics of sustained use and abandonment of clean cooking systems: study protocol for community-based system dynamics modeling. *International Journal for Equity in Health*, 15:70.
- Maani KE & Cavana RY. 2012. Systems Thinking, System Dynamics: Managing change and complexity. Pearson, Auckland, New Zealand.
- Meadows DH, Meadows DL, Randers J, & Behrens III WW. 1972. The Limits to Growth. Universe Books: New York
- Minkler M. 2010. Linking science and policy through community-based participatory research to study and address health disparities. *The American Journal of Public Health*, 100(1):S81–S87.
- Musango JK, Brent AC, & Bassi A. 2015. 'System Dynamics Modelling'. Powerpoint presentation presented as part of the module Introduction to System Dynamics at the Sustainability Institute, Stellenbosch, South Africa 17 – 28 August 2015.
- Puzzolo E, Pope D, Stanistreet D, Rehfuess EA, & Bruce NG. 2016. Clean fuels for resource-poor settings: a systematic review of barriers and enablers to adoption and sustained use. *Environmental Research*, 146:218–234.
- Rahut DB, Behera B, & Ali A. 2016. Patterns and determinants of household use of fuels for cooking: Empirical evidence from sub-Saharan Africa. *Energy*, 117 (2016): 93-104.
- Richardson GP, & Andersen DF. (1995). Teamwork in group model building. *System Dynamics Review*, 11 (2): 113–137.
- Rosenthal J, Balakrishnan K, Bruce N, Chambers D, Graham J, Jack D, Kline L, Masera O, Mehta S, Mercado IR, Neta G, Pattanayak S, Puzzolo E, Petach H, Punturieri A, Rubinstein A, Sage M, Sturke R, Shankar A, & Sherr K. 2017.

- Implementation Science to accelerate clean cooking for public health. *Environmental Health Perspectives*, 125(1): A3-A7.
- Runsten S, Nerini FF, & Tait L. 2018. Energy provision in South African informal urban settlements: A multi-criteria sustainability analysis. *Energy Strategy Reviews*, 19:76-84.
- Shrestha RM, Kumar S, Martin S, & Dhakal A. 2008. Modern energy use by the urban poor in Thailand: a study of slum households in two cities. *Energy for Sustainable Development*, XII (4): 5-13.
- Smit S, Musango JK, Kovacic Z & Brent AC. 2017. Conceptualising slum in an urban African context. *Cities*, 62: 107 – 109.
- Stellenbosch Municipality. 2015. Tariffs 2015/2016. Accessed 20 September 2017 from: <http://stellenbosch.gov.za/documents/idp-budget/2015/2337-appendix-3-draft-tariff-book-20152016-for-public-comment/file>.
- Stellenbosch Municipality. 2017. Tariff Policy 2017/2018. Accessed 15 January 2019 from: <https://www.stellenbosch.gov.za/documents/idp-budget/2017-2018-idp-budget/draft-budget-2017-2018/4605-appendix-13-tariff-policy-2017-2018/file>.
- Sterman JD. 2000. *Business Dynamics: Systems Thinking and Modeling for a Complex World*. McGraw-Hill: New York.
- Swilling, M. 2014. Rethinking the science-policy interface in South Africa: Experiments in knowledge co-production. *South African Journal of Science*, 110(5/6): 78-84.
- Swilling, M. 2016. Africa's game changers and the catalysts of social and system innovation. *Ecology and Society*, 21(1):37.
- Tait L. 2017. Towards a multidimensional framework for measuring household energy access: Application to South Africa. *Energy for Sustainable Development*, 38(2017): 1-9.
- The World Bank, World Development Indicators. 2014. Percentage of urban population living in slums {Data File}. Accessed 7 March 2018 from: <https://data.worldbank.org/indicator/EN.POP.SLUM.UR.ZS>.
- Trani JF, Ballard E, Bakhshi P, & Hovmand P. 2016. Community based system dynamic as an approach to understanding and acting on messy problems: a case study for global mental health intervention in Afghanistan. *Conflict and Health*, 10(1): 25.

- UN (United Nations). 2016. Sustainable Development Goals. Goal 11: Make cities inclusive, safe, resilient and sustainable. Accessed 14 March 2016 from: <http://www.un.org/sustainabledevelopment/cities/>.
- UN (United Nations). 2017. The sustainable development goals report 2017. United Nations: New York.
- UN-Habitat (United Nations – Human Settlements Programme). 2010. The challenge of slums. Global report on Human settlements: revised and updated version (April, 2010). Accessed 8 February 2018, from http://unhabitat.org/wp-content/uploads/2003/07/GRHS_2003_Chapter_01_Revised_2010.pdf
- Vennix J. (1996). *Group model building* . New York: Wiley
- Visagie E. 2008. The supply of clean energy services to the urban and peri-urban poor in South Africa. *Energy for Sustainable Development*, XII(4): 14-21.
- Zibagwe, S. (2016). Struggle for urban citizenship in South Africa: Agency and politics in the Enkanini upgrading project, Stellenbosch. PhD dissertation Stellenbosch: Stellenbosch University, South Africa.