

FEMALE VOLUME, LOWEST HOURS OF SUNSHINE, MONTH WITH THE HIGHEST NUMBER OF RAINY DAYS, RAINFALL, AND TEMPERATURES IN THE COOLEST AND WARMEST MONTHS OF THE YEAR ARE RELATED TO LATITUDE (AND LONGITUDE) ACROSS THE DISTRIBUTION OF PILL MILLIPEDES *SPHAEROTHERIUM* BRANDT, 1833

Author's Name: M. I. Cooper

Affiliation: University of Stellenbosch, South Africa

E-Mail: cm.i@aol.com

DOI No. – 08.2020-25662434

Abstract

The objectives of this study were to determine what happened when Sexual Size Dimorphism (SSD) and body size changed with eco-geographical factors. Female volume, rainfall, and temperature in the coolest and warmest months of the year were correlated with latitude and longitude in the forest millipede genus *Sphaerotherium*. Positive relationships between female volume and latitude ($r = 0.75$; Z score = 1.96, $n = 7$, $p = 0.02$) and longitude ($r = 0.70$, Z score = 1.74, $n = 7$, $p = 0.04$) found. There was a correlation between lowest average temperature and latitude ($r=0.89$, Z score=2.80, $n=7$, $p<0.01$) and longitude ($r=0.88$, Z score=2.78, $n=7$, $p<0.01$). There was a correlation between highest average temperature and latitude ($r=0.92$, Z score=3.16, $n=7$, $p<0.01$) and longitude ($r=0.91$, Z score=3.07, $n=7$, $p<0.01$). There was a correlation between precipitation and latitude ($r=0.91$, Z score=3.02, $n=7$, $p<0.01$) and longitude ($r=0.71$, Z score=1.78, $n=7$, $p=0.04$). There was a correlation between temperature and latitude ($r=0.92$, Z score=3.14, $n=7$, $p<0.01$) and longitude ($r=0.91$, Z score=3.00, $n=7$, $p<0.01$). There was a correlation between the month with the highest number of rainy days and latitude ($r=0.76$, Z score=1.99, $n=7$, $p=0.02$) and not longitude and lowest hours of sunshine and latitude ($r=0.82$, Z score=2.34, $n=7$, $p<0.01$) and not longitude. Eco-geographical variance in the polygynandrous reproductive systems occurs with larger females and higher SSD co-occurring with the lowest average temperature, higher rainfall, and warmer temperatures.

Keywords: Dimorphic, eco-geography, gradient, size, species, volume.

INTRODUCTION

A forest genus of diplopods belonging to the Order Sphaerotheriida found along the eastern coast of southern Africa was the subject of this study. The millipede genus *Sphaerotherium* is found in the temperate South African subregion. It occurs in all the forests of the coastal belt from the Cape Peninsula to Beira in Mocambique. While the coastal forests of the South-West and Eastern Cape are mist belt temperate forests, those of the Transkei, Natal, Zululand, and Mocambique are somewhat different, being better described as East Coast Bush, they are developed almost entirely in a narrow strip of the litoral on a dune sand substratum, and are more tropical in aspect and composition than those to the west of them. There is a summer rainfall of 76.2-101.6 cm, a uniform temperature, and an absence of frost; the component trees of the coastal bush with their abundant creepers and lianes, while not usually reaching a height of more than 11 meters, provide a dense covering with abundant shade and humidity at ground level. As essentially shade-loving Diplopoda, the members of the genus are especially well represented in these litoral forests of the eastern half of the subcontinent [18, 58, 59].

Female volume, lowest average temperature, rainfall, and temperature in the warmest month of the year are correlated with latitude and longitude in the sphaerotheriid millipede genus *Sphaerotherium* Brandt, 1833 [29]. Like other millipedes, these pill millipedes have female-biased SSD [18-21, 60]. The null hypothesis is that there are no correlations between female volume, lowest average temperature, rainfall, and temperature in the warmest month of the year and latitude or longitude.

MATERIALS AND METHODS

60 valid species were identified as belonging to the genus *Sphaerotherium* Brandt, 1833. Millipede-type localities were obtained from a checklist of southern African millipedes [29]. These were tabulated and known type localities also listed in Microsoft Word online (<https://office.live.com/start/Word.aspx>). GPS coordinates were obtained from internet sources for known type localities using google (<https://www.google.co.za/maps/place>). Female volume, the lowest average temperature, rainfall, and temperature in the warmest month of the year were obtained from <https://en.climate-data.org/search/?q=> and internet sources for known type localities using google (<https://www.google.co.za>). Female volume, lowest average temperature, rainfall, the temperature in the warmest month of the year, latitude, and longitude were checked for correlations using the Pearson Correlation Coefficient calculator (<https://www.gigacalculator.com/calculators/correlation-coefficient-calculator.php>).

RESULTS

There was a correlation between lowest average temperature and latitude (Figure 1: $r=0.88502020$, Z score= 2.79693738 , $n=7$, $p=0.00257954$) and longitude (Figure 2: $r=0.88346705$, Z score= 2.78269544 , $n=7$, $p=0.00269553$) across the distribution of *Sphaerotherium*. There was a correlation between precipitation and latitude (Figure 3: $r=0.90680285$, Z score= 3.01846603 , $n=7$, $p=0.00127036$) and longitude (Figure 4: $r=0.71113080$, Z score= 1.77893573 , $n=7$, $p=0.03762510$) across the distribution of *Sphaerotherium*. There was a correlation between temperature and latitude (Figure 5: $r=0.91726446$, Z score= 3.14300545 , $n=7$, $p=0.00083618$) and longitude (Figure 6: $r=0.90514637$, Z score= 2.99997918 , $n=7$, $p=0.00135006$) across the distribution of *Sphaerotherium*. Female volume was significantly related to latitude (Figure 7: $R = 0.75342985$; Z score = 1.96168254 , $n=7$, $P = 0.02489966$). The allometric equation generated for the genus was $\hat{y} = 873.39983811x + 31,125.46912075$. Female volume was significantly related to longitude (Figure 8: $R = 0.70126462$, Z score = 1.73956897 , $n = 7$, $P = 0.04096732$). The allometric equation generated for the genus was $\hat{y} = 266.73103251x - 4,124.29425132$. Female width was marginally related to longitude ($r=0.61406554$, Z score= 1.43084388 , $n=7$, $p=0.07623753$). Species body size was marginally related to longitude ($r=0.65114353$, Z score= 1.55456280 , $n=7$, $p=0.06002513$). There was a correlation between highest average temperature and latitude (Figure 9: $r=0.91826483$, Z score= 3.15569190 , $n=7$, $p=0.00080066$) and longitude (Figure 10: $r=0.91088511$, Z score= 3.06539533 , $n=7$, $p=0.00108698$). There was a correlation between month with the highest number of rainy days and latitude (Figure 11: $r=0.75846324$, Z score= 1.98517386 , $n=7$, $p=0.02356250$). There was correlation between lowest hours of sunshine and latitude (Figure 12: $r=0.82373651$, Z score= 2.33666274 , $n=7$, $p=0.00972834$),

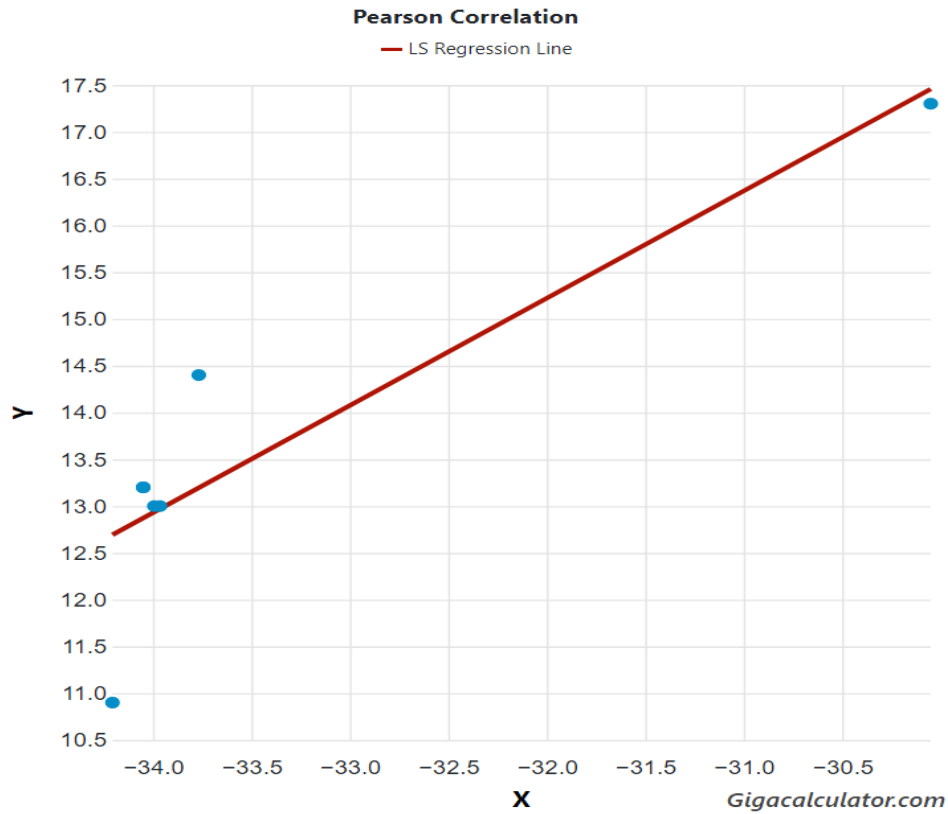


Figure 1. Correlation between lowest average temperature and latitude for *Sphaerotherium*.

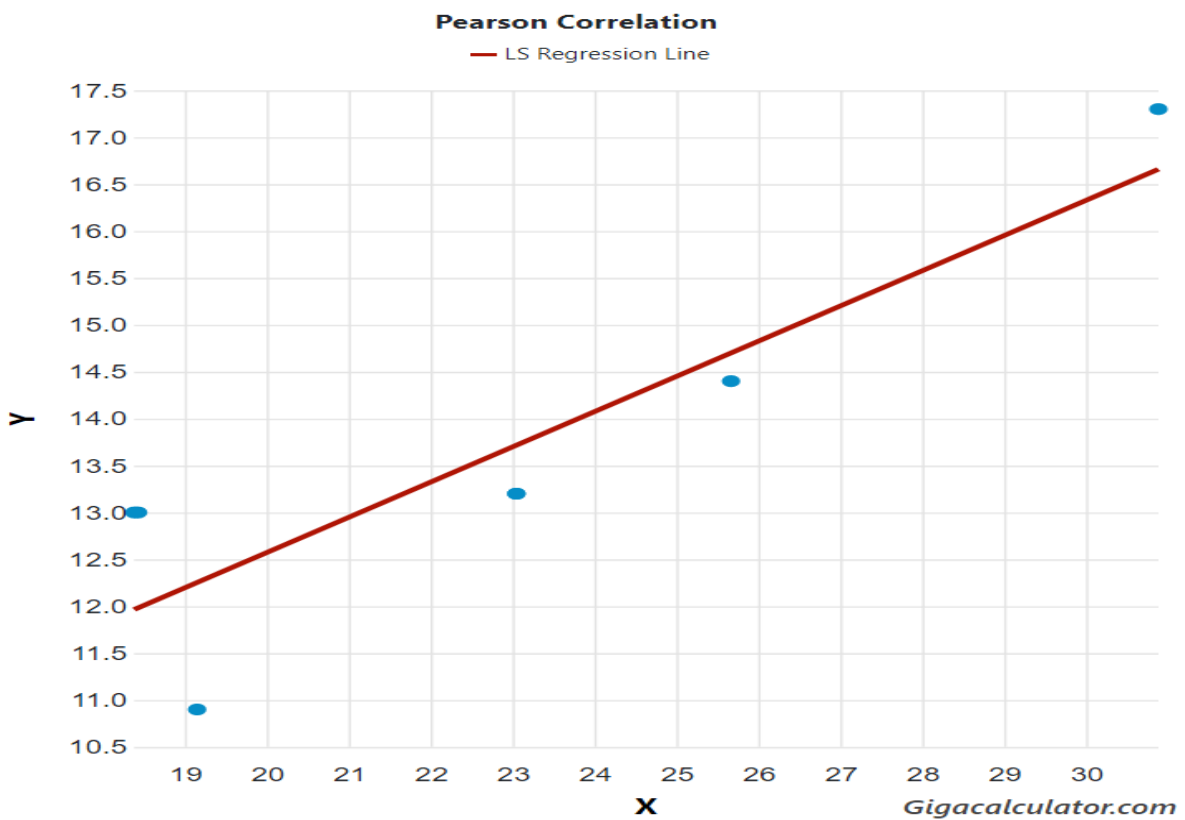


Figure 2. Correlation between lowest average temperature and longitude for *Sphaerotherium*.

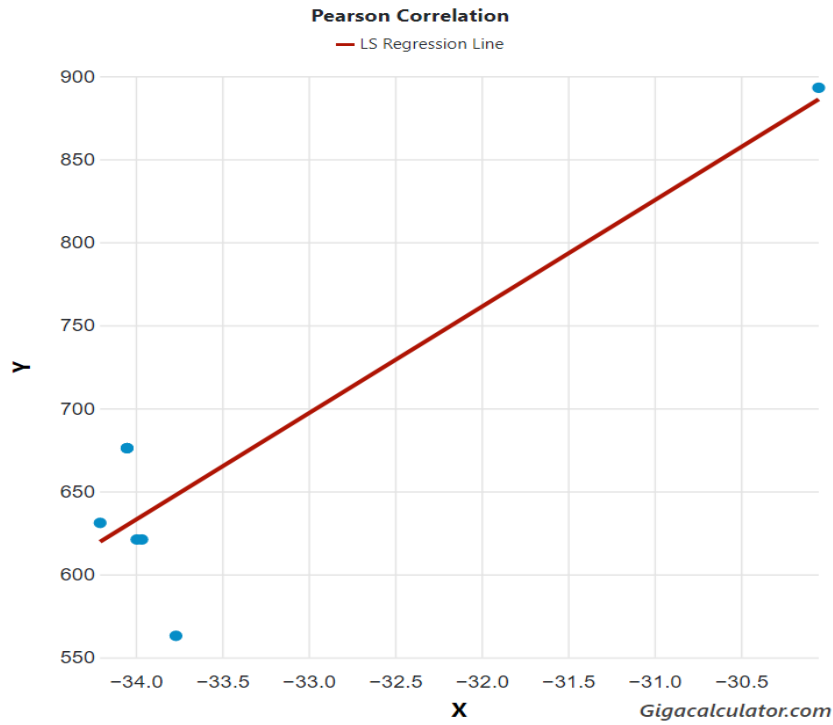


Figure 3. Correlation between precipitation and latitude for *Sphaerotherium*.

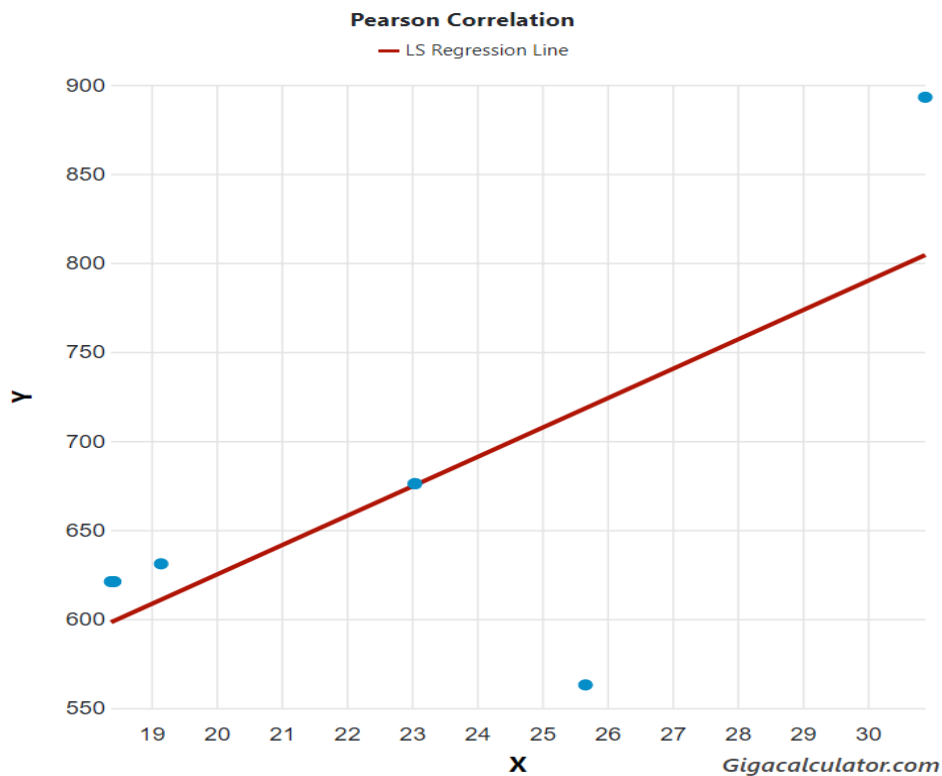


Figure 4. Correlation between precipitation and longitude for *Sphaerotherium*.

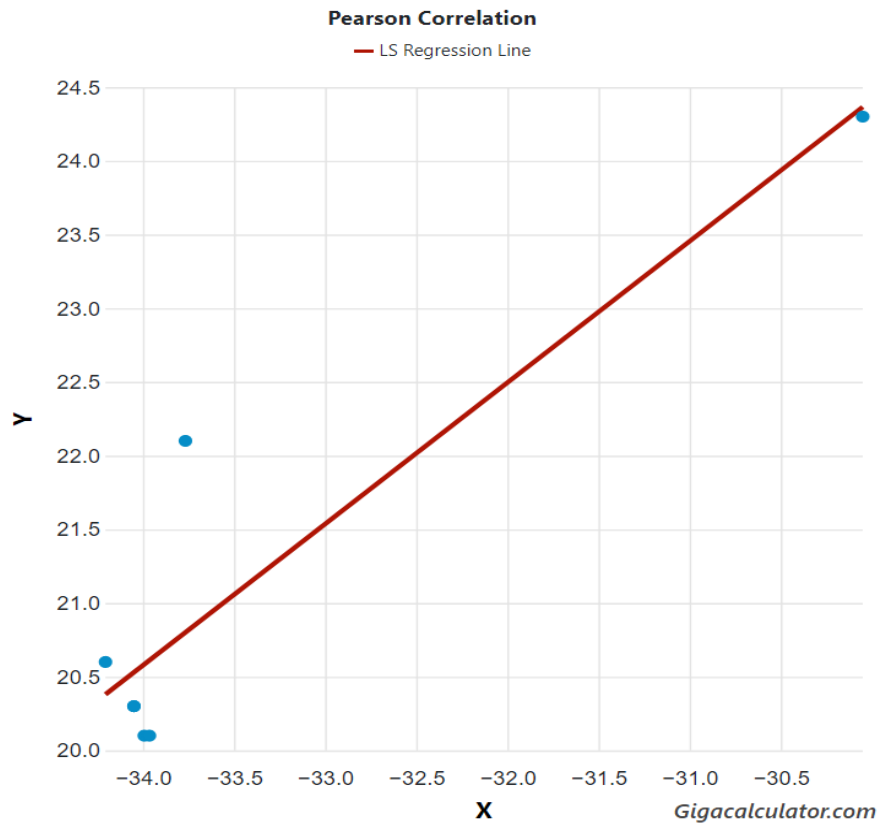


Figure 5. Correlation between temperature and latitude for *Sphaerotherium*.

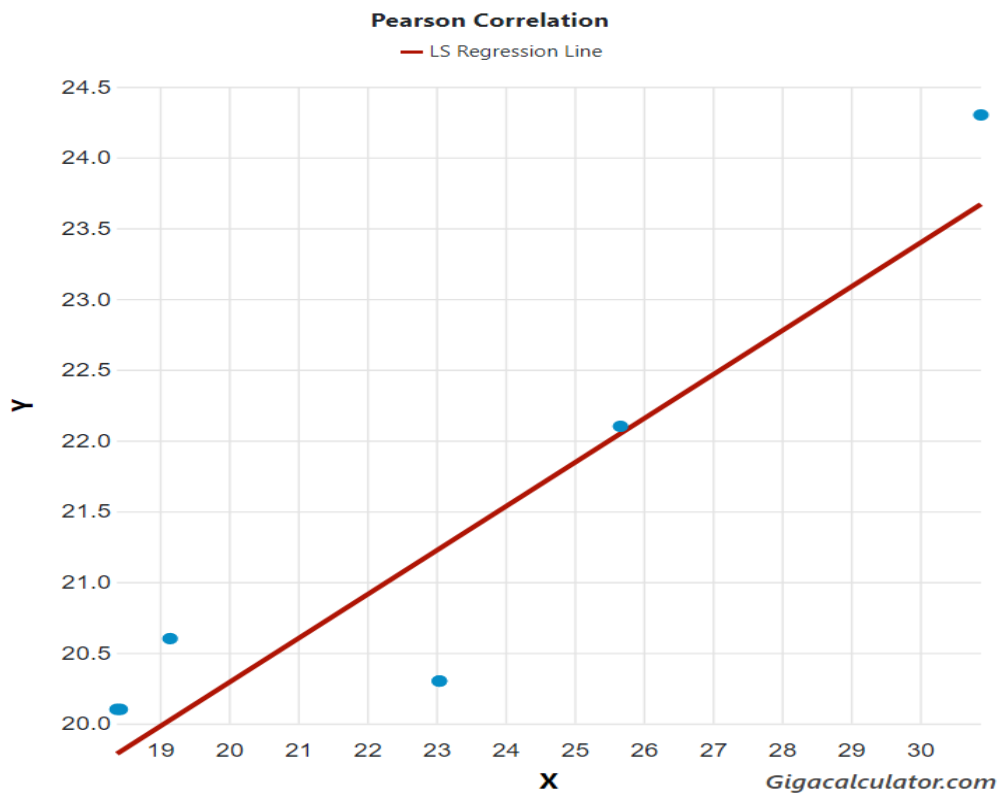


Figure 6. Correlation between temperature and longitude for *Sphaerotherium*.

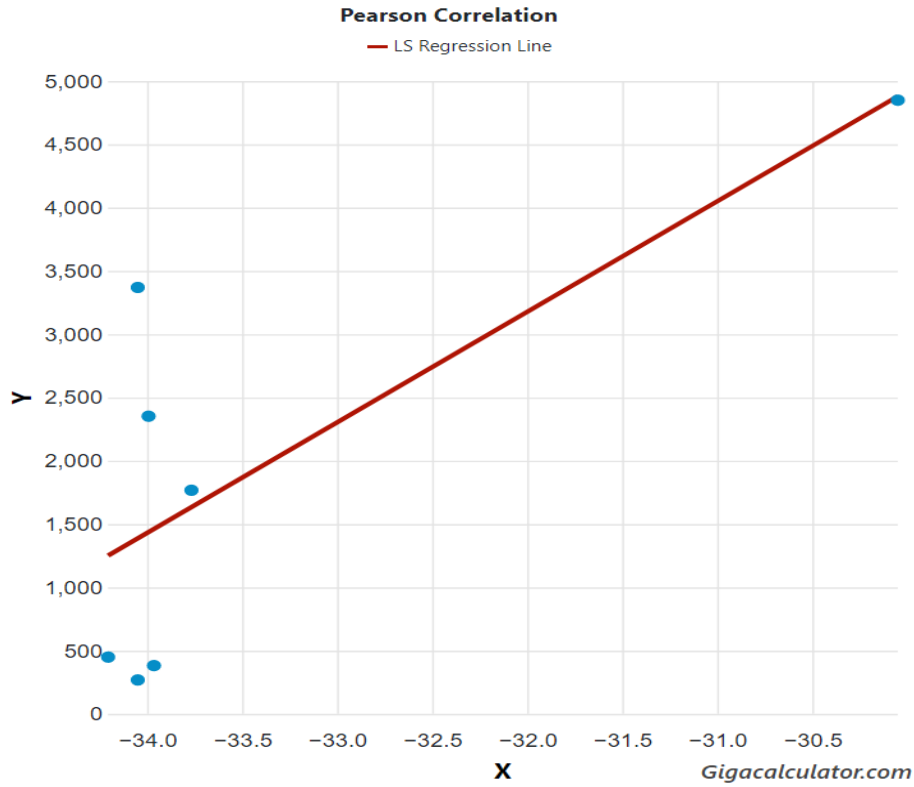


Figure 7. Relationship between female volume and latitude in *Sphaerotherium*.

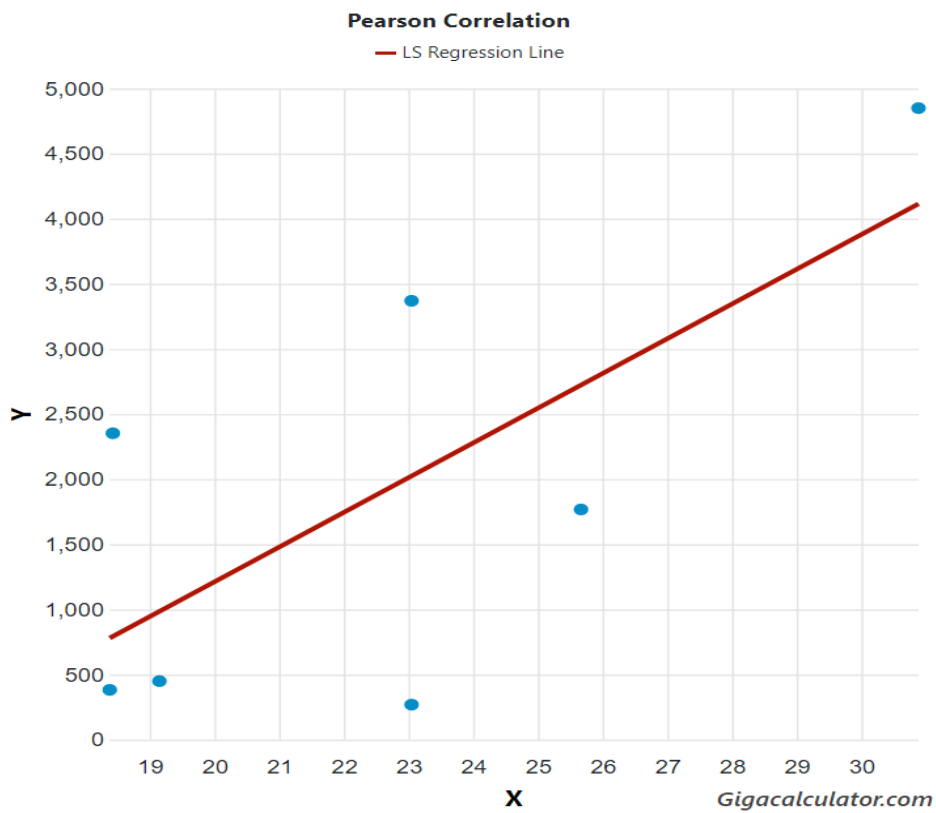


Figure 8. Relationship between female volume and longitude in *Sphaerotherium*.

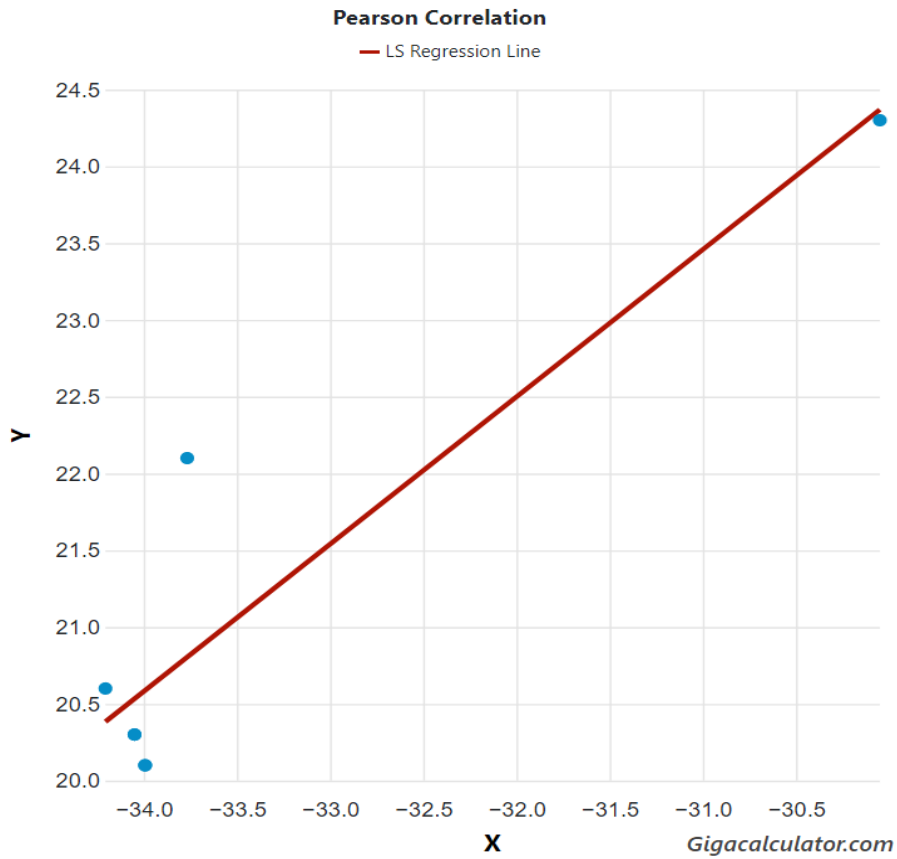


Figure 9. Relationship between highest average temperature and latitude in *Sphaerotherium*.

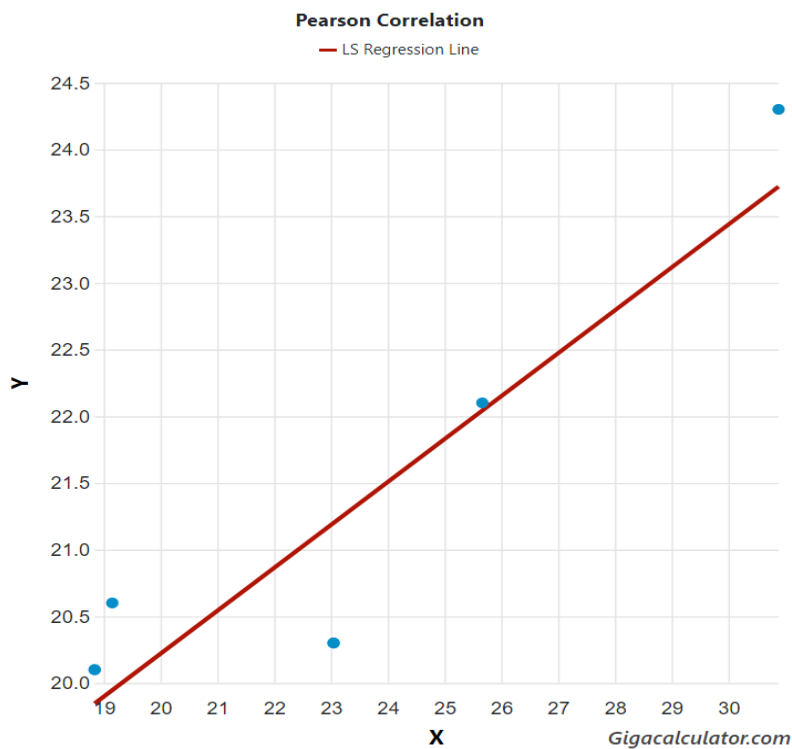


Figure 10. Relationship between highest average temperature and longitude in *Sphaerotherium*.

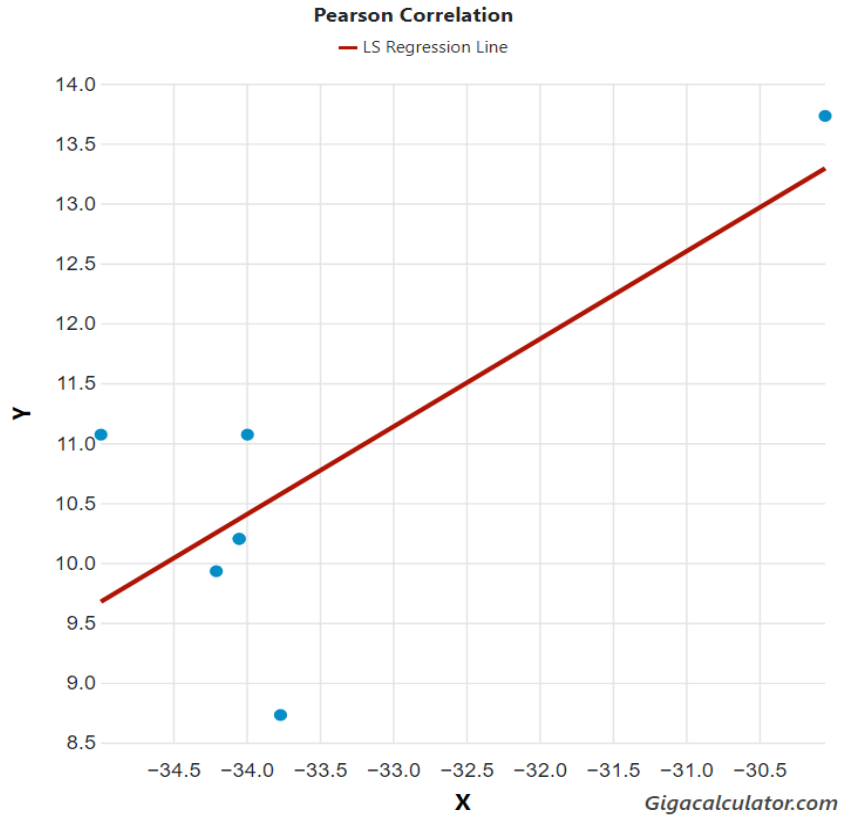


Figure 11. Relationship between a month with the highest number of rainy days and latitude in *Sphaerotherium*.

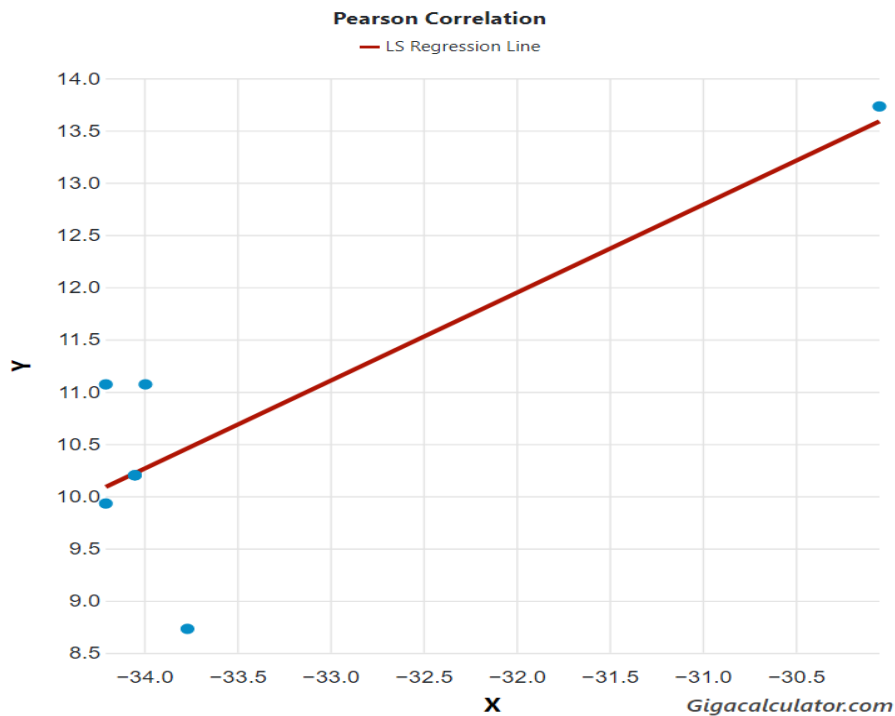


Figure 12. Correlation between lowest hours of sunshine (y) and latitude (x) for *Sphaerotherium*.

DISCUSSION

Ten pairs of positive relationships between female volume, highest and lowest average temperature, rainfall, the temperature in the warmest month of the year, and latitude and longitude were found in *Sphaerotherium*. Additionally, an eleventh relationship was found between a month with the highest number of rainy days and latitude but not longitude. Near Durban (latitude: 30.1 degrees East) there was the highest lowest average temperature (17.3 degrees Celsius), the highest temperature in the warmest month of the year (24.3 degrees Celsius), and the highest amount of precipitation (893 mm).

The correlations of female volume on latitude and longitude indicate positive correlations in *Sphaerotherium* and are comparable with some taxa having female-biased SSD [5, 9, 10, 24, 26, 27, 30, 32, 34-43, 45, 49-51, 53-54, 57]. Mean volume ratios in *Sphaerotherium* suggest a relatively high variance of SSD ranging from 1.49 in *S. tenuitarse* to 5.36 in *S. punctulatum* which were both larger than helminthomorph diplopods [17, 31]. The inclusion of many more taxa as new species from this genus is suggested to show support the trend of larger females as seen here. The identification of species-specific and intraspecific sexual size dimorphism patterns using a phylogenetic approach may provide useful information for exploring mating systems further [57]. Tree climbing behavior suggests interspecific competition drives the SSD [28]. Female volume is possibly linked to fecundity selection.

CONCLUSION

This study supports highs in the highest and lowest average temperature, the month with the highest number of rainy days, rainfall, and the highest temperature in the warmest month of the year as predictors of SSD in *Sphaerotherium*. Female volume coupled with the highest and lowest average temperature, the month with the highest number of rainy days, and rainfall may explain greater fecundity selection. Higher temperature and rainfall may be an explanation for activity in species showing sexual size dimorphism, such as millipedes.

REFERENCES

1. Adolph SC, Geber MA. Mate-Guarding, Mating Success and Body Size in the Tropical Millipede 'Nyssodesmus Pythos' (Peters) (Polydesmida: Platyrrhacidae). The Southwestern Naturalist. 1995; 40(1):56-61.
2. Andersson M, Wallander J. Animal behaviour: Relative size in the mating game. Nature 2004; 431:139-141.
3. Attems C. The Myriapoda of South Africa. Annals of the South African Museum. 1928; 26:1431.
4. Bhakat S. Comparative water relations of some tropical millipedes. Kragujevac Journal of Science. 2014; 36:185-194.
5. Bidau CJ, Martí DA, Castillo ER. Rensch's rule is not verified in melanopline grasshoppers (Acrididae). Journal of Insect Biodiversity. 2013; 1(12):1-14.
6. Bogyó D, Magura T, Simon E, Tóthmérész B. Millipede (Diplopoda) assemblages alter drastically by urbanisation. Landscape and Urban Planning. 2015; 133:118-126.
7. Bonduriansky R. Sexual selection and allometry: a critical reappraisal of the evidence and ideas. Evolution. 2007; 61(4):838-849.
8. Calligaris IB, Boccardo L, Sanches MR, Fontanetti CS. Morphometric Analysis of a Population of Diplopods of the Genus *Rhinocricus* Karsch, 1881. Folia Biologica (Praha). 2005; 51:40-46.
9. Clutton-Brock TH, Harvey PH, Rudder B. Sexual dimorphism, socioeconomic sex ratio and body weight

- in primates. *Nature*. 1977; 269:797-800.
10. Colleoni E, Denoël M, Padoa-Schioppa E, Scali S, Ficetola GF. Rensch's rule and sexual dimorphism in salamanders: patterns and potential processes. *Journal of Zoology*. 2014; 293:143-151.
 11. Cooper MI. Pill millipedes. *African Wildlife*. 58(2):44.
 12. Cooper MI Sexual size dimorphism and corroboration of Rensch's rule in *Chersastus* millipedes. *Journal of Entomology and Zoology Studies* 2014; 2(6):264-266.
 13. Cooper MI. The relative sexual size dimorphism of *Centrobolus inscriptus* (Attems) compared to 18 congeners. *Journal of Entomology and Zoology Studies*. 2016; 4(6):504-505.
 14. Cooper MI. Size matters in myriapod copulation. *Journal of Entomology and Zoology Studies*. 2017; 5(2):207-208.
 15. Cooper MI. The affect of female body width on copulation duration in *Centrobolus inscriptus* (Attems). *Journal of Entomology and Zoology Studies*. 2017; 5(1):732-733.
 16. Cooper MI. Re-assessment of Rensch's rule of *Centrobolus*. *Journal of Entomology and Zoology Studies* 2017; 5(6):2408-2410.
 17. Cooper MI. Allometry for sexual dimorphism in diplopods. *Journal of Entomology and Zoology Studies* 2018; 6(1):91-96.
 18. Cooper MI. Sexual dimorphism in pill millipedes (Diplopoda). *Journal of Entomology and Zoology Studies*. 2018;6(1):613-616.
 19. Cooper MI. Copulation and sexual size dimorphism in worm-like millipedes. *Journal of Entomology and Zoology Studies*. 2017; 5(3): 1264-1266.
 20. Cooper MI. Sexual size dimorphism and the rejection of Rensch's rule in Diplopoda. *Journal of Entomology and Zoology Studies*. 2018; 6(1): 1582-1587.
 21. Cooper MI. Trigoniuilid size dimorphism breaks Rensch. *Journal of Entomology and Zoology Studies*. 2018; 6(3): 1232-1234.
 22. Dale J, Dunn PO, Figuerola J, Lislevand T, Székely T, Whittingham LA. Sexual selection explains Rensch's rule of allometry for sexual size dimorphism. *Proceedings of the Royal Society B*. 2007; 274:2971-2979.
 23. David JF. Size criteria for the distinction between *Cylindroiulus londinensis* (Leach) and *Cylindroiulus caeruleocinctus* (Wood) (Diplopoda: Julidae). *Journal of Natural History* 1995; 29:983-991.
 24. De Lisle SP, Rowe L. Correlated Evolution of Allometry and Sexual Dimorphism across Higher Taxa. *The American Naturalist*. 2013; 182(5):630-639.
 25. Enghoff H. The size of a millipede. In: Meyer E, Thaler K, Schedl W (eds.) *Advances in Myriapodology*. *Berichte des naturwissenschaftlich-medizinischen Vereins in Innsbruck*, Supplement 1992; 10:47-56.
 26. Gaulin SJC, Sailer LD. Sexual dimorphism in weight among the Primates: the relative impact of allometry and sexual selection. *International Journal of Primatology*. 1984; 5(6):515-535.
 27. Guillermo-Ferreira R, Novaes MC, Lecci LS, Bispo PC. Allometry for Sexual Size Dimorphism in Stoneflies Defies the Rensch's Rule. *Neotropical Entomology*. 2014; 43:172-175.
 28. Haacker U, Fuchs S. Tree-Climbing in pill-millipedes. *Oecologia*. 1972; 10(2):191-192.
 29. Hamer, M. L. 1998. Checklist of Southern African millipedes (Myriapoda: Diplopoda). *Annals of the Natal Museum*, 39 (1): 11-82.
 30. Herczeg G, Gonda A, Merilä J. Rensch's rule inverted female-driven gigantism in nine-spined stickleback *Pungitius pungitius*. *Journal of Animal Ecology*. 2010; 79:581-588.
 31. Hopkin SP, Read HJ. *The Biology of Millipedes*. Oxford University Press, U. K., 1992, 246.

32. Husak JF, McGuire JA. Does 'gliding while gravid' explain Rensch's rule in flying lizards? *Biological Journal of the Linnean Society*. 2014; 113:270-282.
33. Ilić BS, Mitić BM, Makarov SE. Sexual dimorphism in *Apfelbeckia insculpta* (L. Koch, 1867) (Myriapoda: Diplopoda: Callipodida). *Archives of Biological Sciences*. 2017; 69:23-33.
34. Jannot JE, Kerans BL. Body size, sexual size dimorphism, and Rensch's rule in adult hydropterygids caddisflies (Trichoptera: Hydropterygidae). *Canadian Journal of Zoology*. 2003; 81:1956-1964.
35. Liao WB. Evolution of sexual size dimorphism in a frog obeys the inverse of Rensch's rule. *Evolutionary Biology*. 2013; 40:493-499.
36. Liao WB, Chen W. Inverse Rensch-rule in a frog with female-biased sexual size dimorphism. *Naturwissenschaften*. 2012; 99:427-431.
37. Liao WB, Liu WC, Merilä J. Andrew meets Rensch: sexual size dimorphism and the inverse of Rensch's rule in Andrew's toad (*Bufo andrewsi*). *Oecologia*. 2015; 177:389-399.
38. Liao WB, Zeng Y, Zhou CQ, Jehle R. Sexual size dimorphism in anurans fails to obey Rensch's rule. *Frontiers in Zoology*. 2013; 10(10):1-7.
39. Lindenfors P, Tullberg BS, Biuw M. Phylogenetic analyses of sexual selection and sexual size dimorphism in pinnipeds. *Behavioural Ecology and Sociobiology*. 2002; 52:188-193.
40. Lu D, Zhou CQ, Liao WB. Pattern of sexual size dimorphism supports the inverse Rensch's rule in two frog species. *Animal Biology*. 2014; 64:87-95.
41. Martin OY, Michalczyk L, Millard AL, Emerson BC, Gage MJG. Lack of support for Rensch's rule in an intraspecific test using red flour beetle (*Tribolium castaneum*) populations. *Insect Science*. 2017; 24(1):133-140.
42. Minton RL, Wang LL. Evidence of sexual shape dimorphism in *Viviparus* (Gastropoda: Viviparidae). *Journal of Molluscan Studies*. 2011; 77(3):315-317.
43. Monnet JM, Cherry MI. Sexual size dimorphism in anurans. *Proceedings of the Royal Society of London B Biological Sciences*. 2002; 269(1507):2301-2307.
44. Mori E, Mazza G, Lovari S. Sexual Dimorphism. In: *Encyclopedia of Animal Cognition and Behavior*. J. Vonk, Shakelford, T, Springer International Publishing, Switzerland, 2017, 1-7.
45. Remeš V, Székely T. Domestic chickens defy Rensch's rule: sexual size dimorphism in chicken breeds. *Journal of Evolutionary Biology*. 2010; 23:2754-2759.
46. Rensch B. *Evolution above the Species Level*. Columbia, New York, 1947, 419.
47. Rensch B. Die Abhängigkeit der relativen Sexualdifferenz von der Körpergrösse. *Bonn Zoological Bulletin*. 1950; 1:58-69.
48. Rowe M. Copulation, mating system and sexual dimorphism in an Australian millipede, *Cladethosoma clarum*. *Australian Journal of Zoology*. 2010; 58(2):127-132.
49. Rutherford PL. Proximate mechanisms that contribute to female-biased sexual size dimorphism in an anguillid lizard. *Canadian Journal of Zoology*. 2004; 82(5):817-822.
50. Stuart-fox D. A test of Rensch's rule in dwarf chameleons (*Bradypodion* spp.), a group with female biased sexual size dimorphism. *Evolutionary Ecology*. 2009; 23:425-433.
51. Sutter NB, Mosher DS, Ostrander EA. Morphometrics within dog breeds are highly reproducible and dispute Rensch's rule. *Mammalian Genomics*. 2008; 19:713-723.
52. Tanabe T, Sota T. Complex Copulatory Behavior and the Proximate Effect of Genital and Body Size Differences on Mechanical Reproductive Isolation in the Millipede Genus *Parafontaria*. *The American Naturalist*. 2008; 171(5):692-699.
53. Teder T, Tammaru T. Sexual size dimorphism within species increases with body size in insects. *Oikos*. 2005; 108:321-334.

54. Tubaro PL, Bertelli S. Female-biased sexual size dimorphism in tinamous: a comparative test fails to support Rensch's rule. *Biological Journal of the Linnean Society*. 2003; 80:519-527.
55. Van den Spiegel D, Golovatch SI, Hamer ML. Revision of some of the oldest species in the millipede genus *Sphaerotherium* Brandt, 1833 (Diplopoda, Sphaerotheriida, Sphaerotheriidae), with new synonymies. *African Invertebrates*. 2002; 43:143-181.
56. Webb TJ, Freckleton RP. Only Half Right: Species with Female-Biased Sexual Size Dimorphism Consistently Break Rensch's Rule. *PLoS ONE*. 2007; 2(9):e89715.
57. Wesener T. A new phylogenetic analysis of the Sphaerotheriida (Diplopoda) with a revision of the Australian giant pill-millipedes. *Invertebrate Systematics*. 2014; 28:196-213.
58. Wesener T. The Giant Pill-Millipedes, order Sphaerotheriida - An annotated species catalogue with morphological atlas and list of apomorphies (Arthropoda: Diplopoda). *Bonn zoological Bulletin – Supplementum*. 2016; 63:1-104.
59. Wesener T, Köhler J, Fuchs S, Van den Spiegel D. How to uncoil your partner- "mating songs" in giant pill millipedes (Diplopoda: Sphaerotheriida). *Naturwissenschaften*. 2011; 98:967-975.
60. Wilson HM, Anderson LI. Morphology and taxonomy of Paleozoic millipedes (Diplopoda: Chilognatha: Archipolypoda) from Scotland. *Journal of Paleontology* 2004; 78(1):169-184.