

Research Article

The Implications of HIV Treatment on the HIV-Malaria Coinfection Dynamics: A Modeling Perspective

F. Nyabadza,¹ B. T. Bekele,² M. A. Rúa,³ D. M. Malonza,⁴ N. Chiduku,⁵ and M. Kgosimore⁶

¹Department of Mathematical Science, University of Stellenbosch, South Africa

²South African Centre for Epidemiological Modelling and Analysis (SACEMA), Stellenbosch University, South Africa

³Department of Biology, University of Mississippi, USA

⁴Department of Mathematics, Kenyatta University, Kenya

⁵Department of Applied Mathematics, National University of Science and Technology, Zimbabwe

⁶Department of Basic Sciences, Botswana College of Agriculture, Botswana

Correspondence should be addressed to F. Nyabadza; f.nyaba@gmail.com

Received 8 November 2014; Revised 24 June 2015; Accepted 1 July 2015

Academic Editor: Benoît Stijlemans

Copyright © 2015 F. Nyabadza et al. This is an open access article distributed under the Creative Commons Attribution License, which permits unrestricted use, distribution, and reproduction in any medium, provided the original work is properly cited.

Most hosts harbor multiple pathogens at the same time in disease epidemiology. Multiple pathogens have the potential for interaction resulting in negative impacts on host fitness or alterations in pathogen transmission dynamics. In this paper we develop a mathematical model describing the dynamics of HIV-malaria coinfection. Additionally, we extended our model to examine the role treatment (of malaria and HIV) plays in altering populations' dynamics. Our model consists of 13 interlinked equations which allow us to explore multiple aspects of HIV-malaria transmission and treatment. We perform qualitative analysis of the model that includes positivity and boundedness of solutions. Furthermore, we evaluate the reproductive numbers corresponding to the submodels and investigate the long term behavior of the submodels. We also consider the qualitative dynamics of the full model. Sensitivity analysis is done to determine the impact of some chosen parameters on the dynamics of malaria. Finally, numerical simulations illustrate the potential impact of the treatment scenarios and confirm our analytical results.

1. Introduction

The existence of parasites and pathogens has been documented in every free-living species [1–3]. Furthermore, most hosts are infected with multiple species of pathogenic organisms, leading to individual hosts which are coinfecting [4, 5]. Coinfection occurs when two or more pathogen species exist within an individual at the same time [4]. Thus, the potential for interaction among cooccurring pathogens may result in major consequences for both the host and pathogen populations via negative impacts on host fitness or by altering pathogen transmission [5, 6].

Studies of coinfections with pathogens that impact humans have provided the most comprehensive exploration of the change of effects of coinfecting pathogens. Human Immunodeficiency Virus (HIV) and Acquired Immunodeficiency Syndrome (AIDS) represents one pathogen which has been documented to be particularly sensitive to coinfections.

Specifically, increases in viral load as a result of recurrent or persistent coinfections, such as occurring when individuals are infected with both HIV/AIDS and malaria, tuberculosis, herpes simplex virus type 2, or helminths, may facilitate the increase in HIV transmission at both individual and population levels [7, 8].

The bidirectional and synergistical interactions of HIV and Malaria is particularly concerning because because of the geographic overlap between these two diseases in the Sub-Saharan region of Africa. In 2013, approximately 1.5 million (1.3 million–1.6 million) adults and children became infected with HIV [9]. Malaria epidemics are also widespread in this region where it is estimated that there were 198 million cases of malaria in 2013 and an estimated 584,000 deaths [10]. Furthermore, in the year 2010, an estimated 216 million clinical episodes of malaria and 650,000 deaths were registered in the world. Africa has the biggest disease burden, where an estimated 91% of deaths occur in this region [11].

Since both diseases are endemic to this region, and the time scale of infection for both diseases can be several years, the issue of coinfection plays a prominent role in understanding disease dynamics for this region [12]. Recent theoretical analyses examining the relationship between malaria and HIV in Sub-Saharan Africa indicate that malaria disproportionately contributes to the increase in incidence of HIV in the region [13]. In fact, without the amplification effect caused by malaria, HIV decreases to extinction [13]. Furthermore, empirical evidence demonstrates that individuals who live in areas with high rates of the malaria parasite *Plasmodium falciparum* have approximately twice the risk of being HIV positive compared with individuals who live in areas with low *P. falciparum* parasite rates [14]. Despite the importance of understanding coinfection dynamics of these two diseases, theoretical models exploring these relationships indicate a large amount of change of variation surrounding the possible outcome of HIV/AIDS-malaria coinfection dynamics for disease incidence.

Recent theoretical work examining HIV-malaria coinfections has neglected a key element of the epidemiology of these diseases, primarily the inclusion of treatment for one or both diseases [7]. The main objective of this study is thus to investigate the role of HIV treatment on the dynamics of malaria. In this study we formulate a theoretical model to explore population dynamics of HIV/AIDS-malaria coinfections. We decompose the model into submodels to gain insights into the transmission dynamics of each infection. Additionally we extended our model to examine the role treatment (for both malaria and HIV/AIDS) plays in altering populations dynamics. Our model consists of 13 interlinked equations which allow us to explore multiple aspects of transmission and treatment. We begin by first describing the full model; then we evaluate the individual models for positivity and boundedness of solutions, calculate R_0 , the basic reproduction number, and determine the stability of both the disease-free and endemic equilibriums. Finally, we use simulations to explore population-level disease dynamics.

2. HIV-Malaria Coinfection Model

We considered a sexually active human population subdivided into the following subpopulations: being susceptible to all pathogens (S), being exposed to malaria only (E_M), being infected with malaria only (I_M), being infected with HIV only (I_H), having developed AIDS (A_H), being asymptomatic for AIDS but infected with malaria (I_{HM}), and being symptomatic to both AIDS and malaria (A_{HM}). In addition, we have different states to represent the different stages of HIV treatment: T_H and T_A represent proportion of individuals receiving HIV treatment from I_H and A_H , respectively, and T_{HM} and T_{AM} are the coinfection states of the previous states mentioned.

We assume that individuals in state A_{HM} will first receive treatment for malaria before starting HIV treatment to minimize drug complication issues. We also assume the average recovery rate from malaria is less than a week, which is fast compared to the slow HIV dynamics, but consistent with observed recovery values for malaria. Newly sexually active

individuals are recruited to the human population at a rate Λ_H . Individuals in state E_M either progress to symptomatic stage at a rate p or recover naturally at a rate ϕ . The rate at which malaria infected individuals recover from malaria is γ . Here we introduce scaling parameters ϵ_1 and ϵ_2 for the recovery rates from states I_{HM} and A_{HM} , respectively. These parameters are assumed to be less than 1, with $\epsilon_1 > \epsilon_2$ to account for the fact that coinfecting individuals have compromised immune systems, whereas η_1, η_2, η_3 , and η_4 (each assumed to be greater than 1) scale the force of infection term for malaria (λ_M) to account for individuals' history of HIV/AIDS infection. The rates at which HIV infected individuals and those coinfecting with malaria progress to AIDS stages (A_H and A_{HM} , resp.) are represented by α_1 and α_2 .

Since our main interest is to study the impact of HIV treatment on the reduction of malaria cases, we consider a hypothetical situation where individuals are adherent to HIV treatment. For this study, we assume that individuals who start treatment stay in the treatment program for the rest of their lives. Individuals die of malaria at a rate δ_M , where $\tau > 1$ indicates an increase in the risk of death due to coinfection with HIV for individuals in states I_{HM} , A_{HM} , T_{HM} , and T_{AM} . Similarly, we have a scaling parameter, $\varphi < 1$, for HIV/AIDS induced death due to treatment for T_H and T_A , where δ_H is an HIV/AIDS induced death rate for individuals in I_H . Individuals on HIV treatment coinfecting with malaria can recover from malaria at a rate q .

The mosquito population N_V is subdivided into susceptible mosquitoes (S_V), mosquitoes exposed to the parasite (E_V), and infectious mosquitoes (I_V). Susceptible mosquitoes are generated at a constant rate Λ_V and acquire malaria infection (following effective contacts with humans infected with malaria) at force of infection rate λ_V . Mosquitoes are assumed to suffer natural death at a rate μ_V , regardless of their infection status. Newly infected mosquitoes are moved into the exposed class (E_V) and progress to the class of symptomatic mosquitoes (I_V) following the development of symptoms at a rate θ_V .

Here we construct a system of equations to model the disease dynamics of HIV/AIDS and malaria. The assumptions given above and the schematic diagrams (Figures 1 and 2) result in the following system:

$$\frac{dS}{dt} = \Lambda_H + \phi E_M + \gamma I_M - (\lambda_M + \lambda_H + \mu) S,$$

$$\frac{dE_M}{dt} = \lambda_M S - (\phi + p + \mu) E_M,$$

$$\frac{dI_M}{dt} = p E_M - (\gamma + w \lambda_H + \mu + \delta_M) I_M,$$

$$\begin{aligned} \frac{dI_H}{dt} &= \lambda_H S + \epsilon_1 \gamma I_{HM} \\ &\quad - (\eta_1 \lambda_M + \rho_1 + \alpha_1 + \mu + \delta_H) I_H, \end{aligned}$$

$$\frac{dT_H}{dt} = \rho_1 I_H + q T_{HM} - (\alpha_3 + \eta_3 \lambda_M + \mu + \varphi \delta_H) T_H,$$

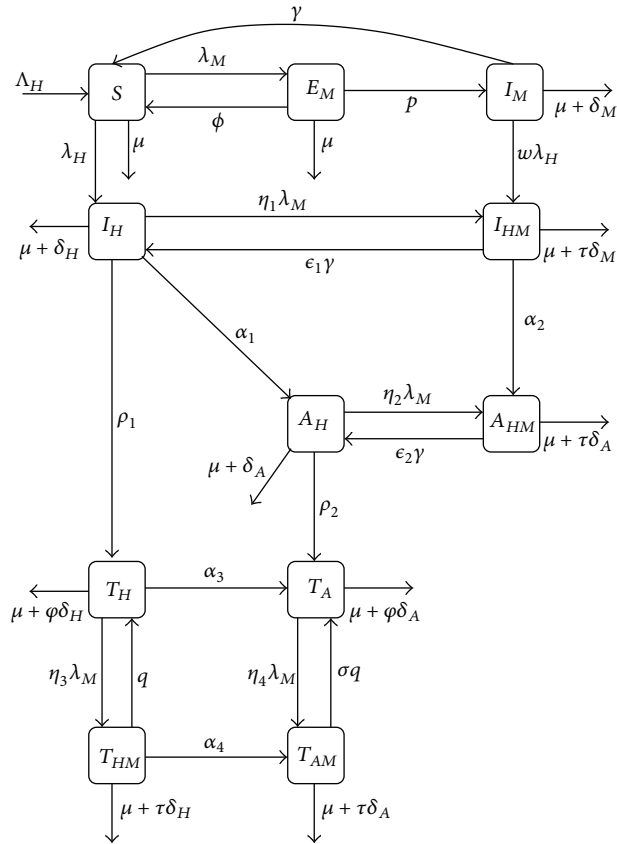


FIGURE 1: HIV-malaria coinfection model (the human population).

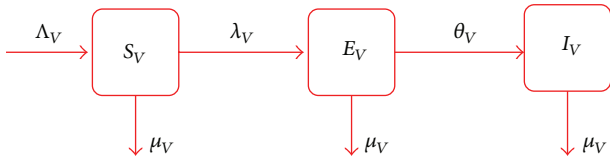


FIGURE 2: Vector population.

$$\frac{dT_{HM}}{dt} = \eta_3 \lambda_M T_H - (q + \alpha_4 + \mu + \tau \delta_H) T_{HM},$$

$$\frac{dT_{AM}}{dt} = \eta_4 \lambda_M T_A + \alpha_4 T_{HM} - (\sigma q + \mu + \tau \delta_A) T_{AM},$$

$$\frac{dS_V}{dt} = \Lambda_V - (\lambda_V + \mu_V) S_V,$$

$$\frac{dE_V}{dt} = \lambda_V S_V - (\theta_V + \mu_V) E_V,$$

$$\frac{dI_V}{dt} = \theta_V E_V - \mu_V I_V.$$

(1)

$$\begin{aligned} \frac{dA_H}{dt} &= \alpha_1 I_H + \epsilon_2 \gamma A_{HM} \\ &\quad - (\eta_2 \lambda_M + \rho_2 + \mu + \delta_A) A_H, \end{aligned}$$

$$\begin{aligned} \frac{dT_A}{dt} &= \rho_2 A_H + \alpha_3 T_H + \sigma q T_{AM} \\ &\quad - (\eta_4 \lambda_M + \mu + \varphi \delta_A) T_A, \end{aligned}$$

$$\begin{aligned} \frac{dI_{HM}}{dt} &= \eta_1 \lambda_M I_H + w \lambda_H I_M \\ &\quad - (\epsilon_1 \gamma + \alpha_2 + \mu + \tau \delta_M) I_{HM}, \end{aligned}$$

$$\frac{dA_{HM}}{dt} = \alpha_2 I_{HM} + \eta_2 \lambda_M A_H - (\epsilon_2 \gamma + \mu + \tau \delta_A) A_{HM},$$

The total human and vector populations are, respectively, given by

$$\begin{aligned} N_H &= S + E_M + I_M + I_H + I_{HM} + A_H + A_{HM} + T_H \\ &\quad + T_A + T_{HM} + T_{AM}, \end{aligned} \tag{2}$$

$$N_V = S_V + E_V + I_V. \tag{3}$$

Susceptible individuals get infected with HIV at a rate λ_H and with malaria at a rate λ_M , where

$$\lambda_H = \beta_H \frac{I_H + \theta_1 I_{HM} + \theta_2 A_H + \theta_3 A_{HM} + \theta_4 T_H + \theta_5 T_A + \theta_6 T_{HM} + \theta_7 T_{AM}}{N_H},$$

$$\lambda_M = \beta_M b_M \frac{I_V}{N_H}.$$
(4)

Mosquitoes acquire malaria parasite from malaria infected individuals at a rate λ_V following effective transmission probability β_V and mosquito biting rate b_M given by the expression

$$\lambda_V = \beta_V b_M \frac{I_M + q_1 I_{HM} + q_2 A_{HM} + q_3 T_{HM} + q_4 T_{AM}}{N_H},$$
(5)

where θ 's and q 's are factors indicating the differential contribution for the HIV and malaria infection, respectively. β_H is the effective contact rate for HIV infection, β_V is the transmission probability for mosquito infection, and b_M is the biting rate of mosquitoes. Summary of parameters in the HIV-malaria coinfection model is shown in Notations section.

Before analyzing the dynamics of the full model, we first consider the submodels (HIV-only and malaria-only) separately.

3. HIV-Only Model

The HIV-only model is obtained by setting states of malaria infection and coinfection equal to zero in (1) and is described by the following equations:

$$\begin{aligned} \frac{dS}{dt} &= \Lambda_H - (\lambda_H + \mu) S, \\ \frac{dI_H}{dt} &= \lambda_H S - (\rho_1 + \alpha_1 + \mu + \delta_H) I_H, \\ \frac{dA_H}{dt} &= \alpha_1 I_H - (\rho_2 + \mu + \delta_A) A_H, \\ \frac{dT_H}{dt} &= \rho_1 I_H - (\alpha_3 + \mu + \varphi \delta_H) T_H, \\ \frac{dT_A}{dt} &= \alpha_3 T_H + \rho_2 A_H - (\mu + \varphi \delta_A) T_A, \end{aligned}$$
(6)

where λ_H is the force of infection term given by

$$\lambda_H = \beta_H \frac{I_H + \theta_2 A_H + \theta_4 T_H + \theta_5 T_A}{N_H},$$

with $N_H = S + I_H + A_H + T_H + T_A$.

(7)

Model Properties. Following [15], we have the following theorem on the positivity and invariance of system (6).

Theorem 1. (1) The region $\mathcal{R}_{\mathcal{H}}$ given by

$$\mathcal{R}_{\mathcal{H}} = \left\{ S(t), I_H(t), A_H(t), T_H(t), T_A(t) \in \mathfrak{R}_+^5 : N_H \leq \frac{\Lambda_H}{\mu} \right\}$$
(8)

is positively invariant and attracting with respect to model system (6).

(2) The solutions $(S(t), A_H(t), T_H(t), T_A(t))$ of model (6) are positive for all $t \geq 0$ for any given nonnegative initial conditions.

3.1. *The Basic Reproduction Number, R_{0H} .* We use the next-generation matrix method to determine the basic reproduction number, R_{0H} , of the submodel.

The basic reproduction number is given by

$$\begin{aligned} R_{0H} &= \zeta(FV^{-1}) \\ &= \frac{\beta_H}{K} \left(1 + \frac{\theta_2 \alpha_1}{L} + \frac{\theta_4 \rho_1}{M} + \frac{\theta_5 \alpha_3 \rho_1}{MN} + \frac{\theta_5 \alpha_1 \rho_2}{LN} \right), \end{aligned}$$
(9)

where $K = \delta_H + \mu + \alpha_1 + \rho_1$, $L = \mu + \delta_A + \rho_2$, $M = \mu + \varphi \delta_H + \alpha_3$, $N = \mu + \varphi \delta_A$.

3.2. *Stability of the Disease-Free Equilibrium.* The disease-free equilibrium point, ε_{H0} of the HIV-only model, is obtained by setting all the infectious classes to zero so that

$$\varepsilon_{H0} = (S, I_H, A_H, T_H, T_A) = \left(\frac{\Lambda_H}{\mu}, 0, 0, 0, 0 \right).$$
(10)

Local stability of ε_{H0} is guaranteed by using Theorem 2 in [16]. However, global stability can be established using the method first outlined in [17]. We thus have the following theorem.

Theorem 2. The fixed point $U_0 = (X^*; 0) = (\Lambda_H/\mu, 0, 0, 0, 0)$ is a globally asymptotic stable equilibrium of system (6) if $R_{0H} < 1$.

3.3. *The Endemic Equilibrium.* The endemic equilibrium point of the system is given by

$$\varepsilon_H^* = (S^*, I_H^*, A_H^*, T_H^*, T_A^*), \tag{11}$$

where

$$\begin{aligned} S^* &= \frac{\Lambda_H}{\mu} + \frac{K\Lambda_H(R_{0H} - 1)}{\mu(\beta_H\Gamma - \mu\psi)}, \\ I_H^* &= \frac{\Lambda_H(R_{0H} - 1)}{\beta_H\Gamma - \mu\psi}, \\ A_H^* &= \frac{\alpha_1\Lambda_H(R_{0H} - 1)}{L(\beta_H\Gamma - \mu\psi)}, \\ T_H^* &= \frac{\rho_1\Lambda_H(R_{0H} - 1)}{M(\beta_H\Gamma - \mu\psi)}, \\ T_A^* &= \frac{\Lambda_H(L\alpha_3\rho_1 + M\alpha_1\rho_2)(R_{0H} - 1)}{LMN(\beta_H\Gamma - \mu\psi)}, \end{aligned} \tag{12}$$

with

$$\begin{aligned} \Gamma &= 1 + \frac{\theta_2\alpha_1}{L} + \frac{\theta_4\rho_1}{M} + \frac{\theta_5\alpha_3\rho_1}{MN} + \frac{\theta_5\alpha_1\rho_2}{LN}, \\ \psi &= \frac{K}{\mu} - \left(1 + \frac{\alpha_1}{L} + \frac{\rho_1}{M} + \frac{\alpha_3\rho_1}{MN} + \frac{\alpha_1\rho_2}{LN}\right). \end{aligned} \tag{13}$$

Remark 3. Given that $R_{0H} = \beta_H\Gamma/K$ is the basic reproduction number, when $R_{0H} = 1$, ε_H^* reduces to ε_{H0} .

We use the Center Manifold Theory described in [18] to study the local stability of the endemic equilibrium point (close to $R_{0H} = 1$). We apply Theorem 4.1 duplicated as Theorem A.1 in the Appendix for ease of reference. Model system (6) can be rewritten as follows using change of variables:

$$\frac{dX}{dt} = F = (f_1, f_2, f_3, f_4, f_5), \tag{14}$$

such that

$$\begin{aligned} x_1'(t) &= f_1 = \Lambda_H - (\lambda_H + \mu)x_1, \\ x_2'(t) &= f_2 = \lambda_H x_1 - (\rho_1 + \alpha_1 + \mu + \delta_H)x_2, \\ x_3'(t) &= f_3 = \alpha_1 x_2 - (\rho_2 + \mu + \delta_A)x_3, \\ x_4'(t) &= f_4 = \rho_1 x_2 - (\alpha_3 + \mu + \varphi\delta_H)x_4, \\ x_5'(t) &= f_5 = \alpha_3 x_4 + \rho_2 x_3 - (\mu + \varphi\delta_A)x_5. \end{aligned} \tag{15}$$

We choose β_H as a bifurcation parameter. It can be shown that the Jacobian matrix at $\beta_H = \beta_H^*$ has a right eigenvector associated with the zero eigenvalue. Evaluation of the right and left eigenvectors aids the determination of the coefficients **a** and **b**. We thus have

$$\mathbf{a} = \sum_{k,i,j=1}^n v_k w_i w_j \frac{\partial^2 f_k}{\partial x_i \partial x_j} (0, 0), \tag{16}$$

which gives

$$\begin{aligned} \mathbf{a} &= -\frac{1}{\Lambda_H} \beta_H \mu^3 (\mu + \varphi\delta_A)^2 (\mu + \alpha_3 + \varphi\delta_H) (\mu + \delta_A \\ &\quad + \rho_2) (2(\mu + \varphi\delta_A) (\mu + \alpha_3 + \varphi\delta_H)^2 + (\mu + \alpha_3 \\ &\quad + \varphi\delta_H) ((\mu + \varphi\delta_A) (1 + \theta_4) + \alpha_3 (1 + \theta_5)) \rho_1 + ((\alpha_3 \\ &\quad + 2(\mu + \varphi\delta_A)) \theta_4 + \alpha_3 \theta_5) \rho_2) (\mu + \delta_A + \rho_2)^2 \\ &\quad + \alpha_1^2 (\mu + \alpha_3 + \varphi\delta_H)^2 (2(\mu + \varphi\delta_A) \theta_2 + (\theta_2 + \theta_5) \\ &\quad \cdot \rho_2) + \alpha_1 (\mu + \alpha_3 + \varphi\delta_H) (\mu + \delta_A + \rho_2) (((\mu \\ &\quad + \varphi\delta_A) ((\mu + \varphi\delta_H) (1 + \theta_2) + (\theta_2 + \theta_4) \rho_1) \\ &\quad + ((\mu + \varphi\delta_H) (1 + \theta_5) + (\theta_4 + \theta_5) \rho_1) \rho_2 + \alpha_3 (\mu \\ &\quad + \varphi\delta_A (1 + \theta_2) + \theta_2 (\mu + \rho_1) + \rho_2 \\ &\quad + \theta_5 (\rho_1 + \rho_2))))). \end{aligned} \tag{17}$$

Similarly,

$$\mathbf{b} = \sum_{k,i=1}^n v_k w_i \frac{\partial^2 f_k}{\partial x_i \partial \beta_H} (0, 0) \tag{18}$$

results in

$$\begin{aligned} b &= \mu (\mu + \varphi\delta_A) (\mu + \alpha_3 + \varphi\delta_H) (\mu + \delta_A + \rho_2) \\ &\quad \cdot (\alpha_1 (\mu + \varphi\delta_A) (\mu + \alpha_3 + \varphi\delta_H) \theta_2 \\ &\quad + (\mu + \varphi\delta_A) (\mu + \alpha_3 + \varphi\delta_H) (\mu + \delta_A + \rho_2) \\ &\quad + (\mu + \varphi\delta_A) \theta_4 \rho_1 (\mu + \delta_A + \rho_2) \\ &\quad + \theta_5 (\alpha_1 (\mu + \alpha_3 + \varphi\delta_H) \rho_2 + \alpha_3 \rho_1 (\mu + \delta_A + \rho_2))). \end{aligned} \tag{19}$$

Thus, $a < 0$ and $b > 0$. We thus have the following theorem.

Theorem 4. *The endemic equilibrium is locally asymptotically stable for R_{0H} near 1.*

4. Malaria-Only Model

In a similar way, if we set states of HIV and coinfection equal to zero in (1), we obtain malaria-only model described by the following system of equations:

$$\begin{aligned}
 \frac{dS}{dt} &= \Lambda_H + \phi E_M + \gamma I_M - (\lambda_M + \mu) S, \\
 \frac{dE_M}{dt} &= \lambda_M S - (\phi + p + \mu) E_M, \\
 \frac{dI_M}{dt} &= p E_M - (\gamma + \mu + \delta_M) I_M, \\
 \frac{dS_V}{dt} &= \Lambda_V - (\lambda_V + \mu_V) S_V, \\
 \frac{dE_V}{dt} &= \lambda_V S_V - (\theta_V + \mu_V) E_V, \\
 \frac{dI_V}{dt} &= \theta_V E_V - \mu_V I_V.
 \end{aligned}
 \tag{20}$$

The force of infection terms for malaria infection from mosquito to human and vice versa is given by λ_M and λ_V , respectively, where

$$\begin{aligned}
 \lambda_M &= \beta_M b_M \frac{I_V}{N_H}, \\
 \lambda_V &= \beta_V b_M \frac{I_M}{N_H}.
 \end{aligned}
 \tag{21}$$

4.1. *Model Properties.* The following results can easily be established on the positivity and boundedness of the solutions of system (20) in the feasible region

$$\Omega \subseteq \Omega_H \times \Omega_V,
 \tag{22}$$

where

$$\begin{aligned}
 \Omega_H &= \left\{ (S, E_M, I_M) \mid N_H \leq \frac{\Lambda_H}{\mu}, S \right. \\
 &\leq \frac{\Lambda_H^2 \mu_V (\phi + \gamma + \mu)}{\mu (\beta_M b_M \Lambda_V \mu + (\phi + \gamma + \mu) \Lambda_H \mu_V)}, E_M \\
 &\leq \frac{\beta_M b_M \Lambda_V (\phi + p + \mu)}{(\phi + p + \mu) (\beta_M b_M \Lambda_V \mu + (\phi + \gamma + \mu) \Lambda_H \mu_V)}, \\
 &\left. I_M \geq 0 \right\}, \\
 \Omega_V &= \left\{ (S_V, E_V, I_V) \mid N_V \leq \frac{\Lambda_V}{\mu_V}, S_V \leq \frac{\Lambda_V}{\beta_V b_M + \mu_V}, \right. \\
 &\left. E_V \leq \frac{\beta_V b_M \Lambda_V}{(\beta_V b_M + \mu_V) (\theta_V + \mu_V)}, I_V \geq 0 \right\}.
 \end{aligned}
 \tag{23}$$

Theorem 5. (1) *The solutions $(S(t), E_M(t), I_M(t), S_V(t), E_V(t), I_V(t))$ of model (20) are positive for all $t \geq 0$ for nonnegative initial conditions.*

(2) *All solutions $(S(t), E_M(t), I_M(t), S_V(t), E_V(t), I_V(t))$ of model (20) are bounded.*

4.2. *The Basic Reproduction Number, R_{0M} .* The associated basic reproduction number R_{0M} of the model is given by

$$R_{0M} = \zeta(FV^{-1}) = \sqrt{R_{0M}^h R_{0M}^v},
 \tag{24}$$

where

$$\begin{aligned}
 R_{0M}^h &= \frac{p \beta_M \mu}{\Lambda_H (\phi + p + \mu) (\gamma + \mu + \delta_M)}, \\
 R_{0M}^v &= \frac{b_M^2 \beta_V \theta_V \Lambda_V}{\mu_V^2 (\theta_V + \mu_V)}.
 \end{aligned}
 \tag{25}$$

Here, R_{0M}^h represents the contribution from the human population, while R_{0M}^v represents the contribution from the vector population.

4.3. *Stability of the Disease-Free Equilibrium.* We begin by determining the disease-free equilibrium point ϵ_{M0} of the malaria-only model, by setting all the equations in (20) equal to zero so that

$$\begin{aligned}
 \epsilon_{M0} &= (S, E_M, I_M, S_V, E_V, I_V) \\
 &= \left(\frac{\Lambda_H}{\mu}, 0, 0, \frac{\Lambda_V}{\mu_V}, 0, 0 \right).
 \end{aligned}
 \tag{26}$$

Following Theorem 2 stated in [16], we present local stability property for the disease-free equilibrium in the following theorem.

Theorem 6. *The disease-free equilibrium of system (20) is locally asymptotically stable whenever $R_{0M} < 1$ and unstable otherwise.*

The global stability of (20) follows [17]. We thus have the following theorem.

Theorem 7. *The fixed point $\bar{U}_0 = (X^*; 0) = (\Lambda_H/\mu, \Lambda_V/\mu_V, 0, 0, 0, 0)$ is a globally asymptotic stable (g.a.s) equilibrium of system (20) if $R_{0M} < 1$.*

4.4. *The Endemic Equilibrium.* The endemic equilibrium point of (20) is given by

$$\epsilon_{M1} = (S^*, E_M^*, I_M^*, S_V^*, E_V^*, I_V^*),
 \tag{27}$$

where

$$\begin{aligned}
 S^* &= \frac{(\gamma + \mu + \delta_M)(\phi + p + \mu)\Lambda_H}{\mu(\phi + p + \mu)\gamma + \mu + \delta_M + \lambda_M^*(\mu(p + \gamma + \mu) + (p + \mu)\delta_M)}, \\
 E_M^* &= \frac{\lambda_M^*\Lambda_H(\gamma + \mu + \delta_M)}{\mu(\phi + p + \mu)(\gamma + \mu + \delta_M) + \lambda_M^*(\mu(p + \gamma + \mu) + (p + \mu)\delta_M)}, \\
 I_M^* &= \frac{p\lambda_M^*\Lambda_H}{\mu(\phi + p + \mu)(\gamma + \mu + \delta_M) + \lambda_M^*(\mu(p + \gamma + \mu) + (p + \mu)\delta_M)}, \\
 S_V^* &= \frac{\Lambda_V}{\lambda_V^* + \mu_V}, \\
 E_V^* &= \frac{\lambda_V^*\Lambda_V}{(\lambda_V^* + \mu_V)(\theta_V + \mu_V)}, \\
 I_V^* &= \frac{\lambda_V^*\Lambda_V\theta_V}{\mu_V(\lambda_V^* + \mu_V)(\theta_V + \mu_V)}.
 \end{aligned} \tag{28}$$

Note that

$$\begin{aligned}
 \lambda_M^* &= \beta_M b_M \frac{I_V^*}{N_H^*}, \\
 \lambda_V^* &= \beta_V b_M \frac{I_M^*}{N_H^*},
 \end{aligned} \tag{29}$$

where $N_H^* = S^* + E_M^* + I_M^*$.

Using the Center Manifold Theory [18] to study the local stability of the endemic equilibrium point (very close to R_{0M}^h), we have the corresponding coefficients **a** and **b** as

$$\mathbf{a} = a_+ - a_-, \tag{30}$$

where

$$\begin{aligned}
 a_+ &= 2b_M^3\beta_M^2\beta_V\mu^3(p + \mu + \phi)(\gamma + \mu + \delta_M) \\
 &\cdot \theta_V\Lambda_V^2\mu_V(\theta_V + \mu_V)^2(b_M^2p^2\beta_V^2\mu^2 \\
 &+ (\mu^2(p^2 + p(\gamma + \mu) + (\gamma + \mu)^2) \\
 &+ \mu(p^2 + 2\mu(\gamma + \mu) + p(\gamma + 2\mu))\delta_M \\
 &+ (p^2 + p\mu + \mu^2)\delta_M^2)\mu_V^2), \\
 a_- &= b_M^3p\beta_M^2\beta_V\mu^4(p + \mu + \phi)(\gamma + \mu + \delta_M) \\
 &\cdot \theta_V\Lambda_V\mu_V^2(\theta_V + \mu_V)^2(2b_Mp\beta_V\delta_M\Lambda_V + (p + \gamma \\
 &+ \mu + \delta_M)\Lambda_H\mu_V^2).
 \end{aligned} \tag{31}$$

Also

$$\begin{aligned}
 \mathbf{b} &= b_Mp\beta_M\beta_V\mu^2(p + \mu + \phi)(\gamma + \mu + \delta_M) \\
 &\cdot \theta_V\Lambda_V(\theta_V + \mu_V) \\
 &\cdot (\delta_M\Lambda_V\mu_V + \Lambda_H\mu_V^2 - 2b_M\beta_V\mu\Lambda_V).
 \end{aligned} \tag{32}$$

TABLE 1: Parameter estimation.

Parameters	Current value	Reference
Λ_H	(1.932/365) N_{h_0}	[19]
Λ_V	$6N_{v_0}$	[20, 21]
γ	2.5/365	Estimate
ϕ	0.2/365	Estimate
p	0.08333/365	[21, 22]
w	0.9	Estimate
μ, μ_V	0.02/365, 0.1429/365	[21, 22]
δ_M	3.54×10^{-4}	[21, 22]
δ_H	0.05/365	Estimate
δ_A	0.2/365	Estimate
b_M	0.15	Estimate
β_M	0.5	Estimate
β_h	0.567/365	Estimate
β_V	0.05	Estimate
q	0.5/365	Estimate
σ	0.7	Estimate
$\alpha_{1,2,3,4}$	0.0005 each	Estimate
$\rho_{1,2}$	0.015/365 each	Estimate
$\epsilon_{1,2}$	0.5/365, 0.05/365	Estimate
$\eta_{1,2,3,4}$	1.2 each	Estimate
$\theta_{1,2,3,4,5,6,7}$	0.2 each	Estimate
$q_{1,2,3,4}$	1 each	Estimate
φ, τ	0.5, 1.01	Estimate
θ_V	0.1	Estimate

The signs of the coefficients above are not known; hence we put conditions for the existence of backward bifurcation.

Lemma 8. *The system exhibits backward bifurcation if the following conditions satisfy*

- (i) $a_+ > a_-$,
- (ii) $\delta_M\Lambda_V\mu_V + \Lambda_H\mu_V^2 > 2b_M\beta_V\mu\Lambda_V$.

Remark 9. The existence of a backward bifurcation impacts the design of malaria control measures, since an epidemic may persist even $R_{0M}^{h < 1}$.

5. Numerical Simulations

The full model is complicated to carry out mathematical analyses. The matrix for the full model will be 14 by 14 square matrix. Hence we only focused on the numerical simulations of the full model (1). The set of parameter values are given in Table 1.

Our model demonstrates interesting mathematical results which extend to important implications for disease management. Specifically, we show cyclical dynamics which indicate the coexistence of malaria and HIV is dependent upon the presence of both pathogens and is sensitive to a number

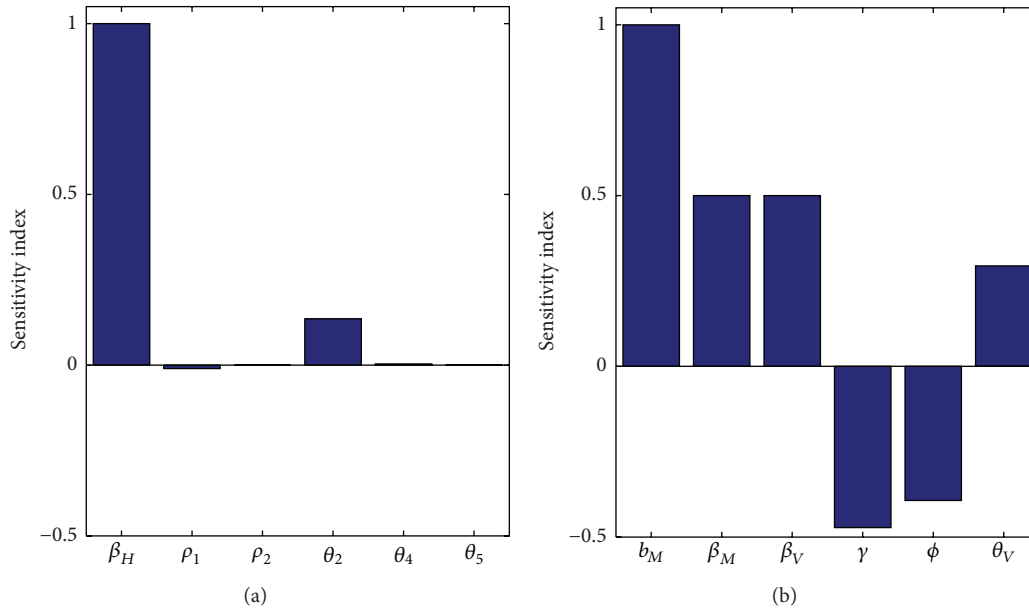


FIGURE 3: Sensitivity indices for the reproduction numbers: (a) HIV-only model and (b) malaria-only model. R_{0H} is positively affected by changes in β_H and θ_V . Increasing the values of b_M , β_M , β_V , and θ_V increases R_{0M} , while changes to the parameters γ and ϕ have opposite effect on the value of R_{0M} .

of parameters which determine disease severity. We also demonstrate the importance of treatment for maintaining coexistence rather than disease induced extinction and further explore the role starting treatment plays in changing disease dynamic.

5.1. Coexistence. For our model, coexistence can only occur when the number of new malaria cases generated from a single malaria case is sufficiently low to sustain HIV infected individuals. Specifically, our simulations indicate that both HIV dynamics and malaria dynamics fluctuate but HIV dynamics synchronize with malaria dynamics such that population crashes as a result of malaria infections causing the number of HIV infected individuals to decrease. This is similar to previous work which also found the amplification effect caused by coinfection between malaria and HIV was responsible for maintaining HIV in Sub-Saharan Africa [14]. The importance of such fluctuations may further be explained when considering the sensitivities of R_0 for the individual disease models with respect to their parameters. Interestingly, R_0 's of our individual disease models are particularly sensitive to parameters which relate to transmission probabilities. While R_0 associated with HIV is strongly and positively influenced by changes to the direct transmission parameter β_H (the contact rate between a human with HIV and a susceptible human), R_0 associated with malaria is strongly and positively influenced by changes to the indirect transmission parameter b_M (the mosquito biting rate); however, R_0 associated with malaria is less sensitive to the direct transmission parameters β_M and β_V (the transmission probability of malaria) but this relationship is still positive (Figure 3). Unsurprisingly, changes in parameters associated with recovery from malaria

(γ and ϕ) are likely to decrease R_0 associated with malaria (Figure 3(b)). Thus alterations in the individual disease transmission caused by coinfection with another pathogen are likely to increase the severity of infection of one or both diseases and alterations in the ability of an individual to recover from malaria caused by coinfection with HIV will also lead to increase in disease severity.

This sensitivity to R_0 may be an indicator of the role intrahost pathogen dynamics play in altering the success of multiple pathogens when individuals are coinfecting. While we hypothesized that the severe impairment, HIV imposes on the host immune system, would allow malaria infection to progress more quickly [23], it appears that HIV infection actually acts to increase the rate at which individuals move from the malaria exposed class to the malaria infected class for malaria only which lowers the overall R_0 for the system. This increase in disease progression may explain why malaria treatment is more likely to fail for HIV-infected individuals [24, 25] and help explain why patients infected with both malaria and HIV are more likely to experience symptoms associated with severe/complicated malaria [26], but further work is needed to confirm this mechanism. Additionally, we demonstrate similar dynamics with mosquitoes such that coinfection hinders disease progression of malaria when mosquitoes feed on hosts infected with both HIV and malaria (Figure 4). This suggests that the HIV RNA virus is interacting with the malaria parasite *Plasmodium* to alter its success in both the host and the vector, supporting previous research which indicates intrahost dynamics play an important role in explaining the effects of malaria-HIV coinfection [27].

Our model indicates an important relationship between HIV/AIDS and malaria infection such that the number of

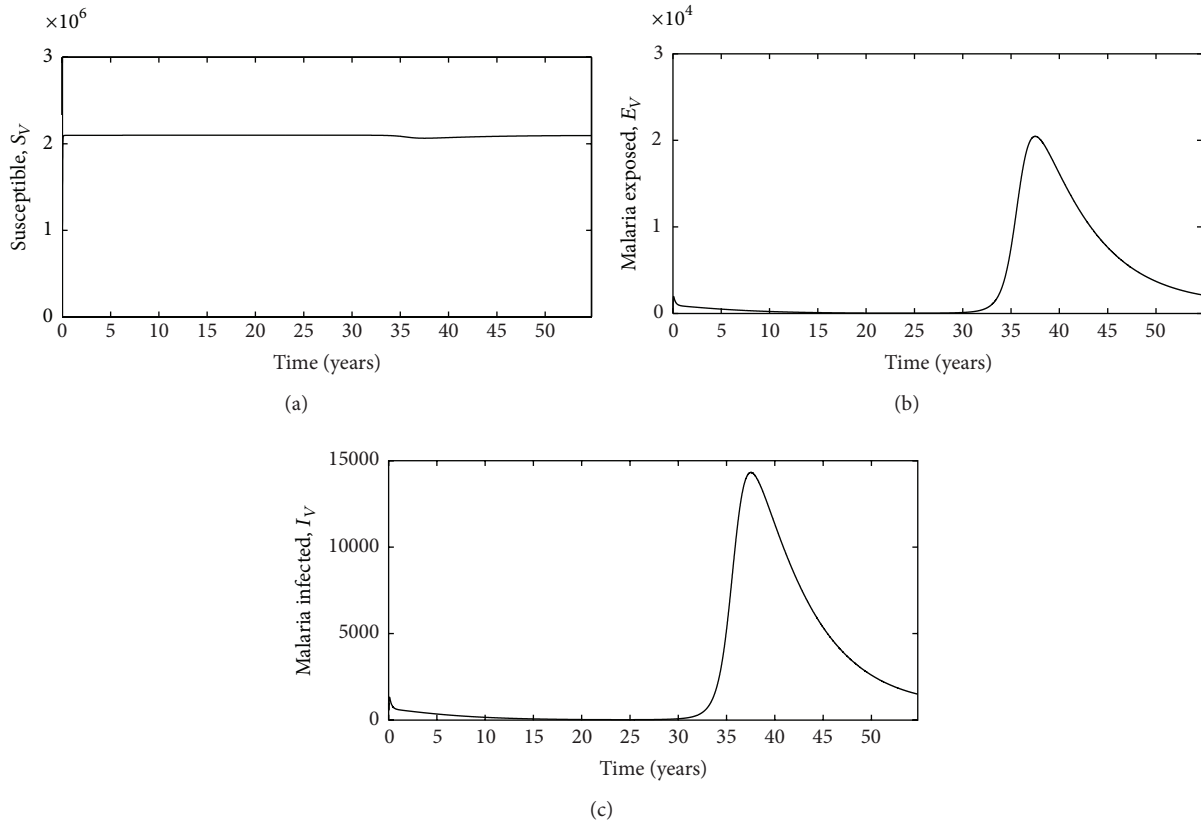


FIGURE 4: Plots for the vector population: (a) susceptible (S_V), (b) exposed (E_V), and (c) infected (I_V) vectors. Here the source of malaria infection is assumed to be only from malaria infected patients.

HIV infected individuals peaks earlier when individuals are singularly infected with HIV/AIDS (Figures 5(a) and 5(c)) compared to when they are coinfecting with HIV or AIDS (Figures 5(b) and 5(d)). In other words, in our model, the presence of malaria delays the start of infections dynamics of HIV but speeds up the progression of the disease. This suggests that coinfection with malaria can be especially detrimental to those individuals infected with HIV/AIDS, possibly as a result of increases in viral load which result from coinfection [28].

5.2. Treatment. Our model also has important implications for treatment as it indicates a key interaction between the rate of treatment for HIV/AIDS and malaria infection such that the number of HIV infected individuals decreases in all classes when individuals are on treatment (Figure 6) compared to when individuals are not on treatment (Figure 5). Specifically, this translates to a decrease in the number of new HIV infections (Figure 7(a)) and the number of new malaria cases (Figure 7(b)) for individuals receiving treatment compared to individuals who do not receive treatment. This is especially important for individuals coinfecting with AIDS and malaria as increasing the rate individuals start treatment (ρ) decreases the number of infected individuals (Figure 8). Interestingly, treatment for individuals only infected with

AIDS leads to a stable equilibrium earlier than when individuals with AIDS do not receive treatment (Figures 5(c) and 6(c)). Such results strongly suggest that increasing the availability and effectiveness of treatment for HIV will help dampen not only HIV/AIDS dynamics but also decrease the severity of malaria infection.

Furthermore, similar dynamics occur with malaria. While we did not specifically account for treatment of malaria, we did allow for individuals with malaria to recover naturally. Perhaps unsurprisingly, increasing this rate (γ) decreases R_0 specific to malaria (Figure 9).

When HIV is considered independently of malaria, we see that treatment does not significantly alter the HIV prevalence in the population, but it does alter disease dynamics such that increasing the rate at which individuals start treatment (ρ) can slightly delay increases in population prevalence over time but does not alter the duration for infection (Figure 10).

Similarly, when malaria infection is considered independently of HIV, we see that treatment does not significantly alter the number of malaria cases in the population, but it does alter disease dynamics such that increasing the rate at which individuals start treatment (ρ) can slightly delay increases in population prevalence over time but does not alter the duration for infection (Figure 11).

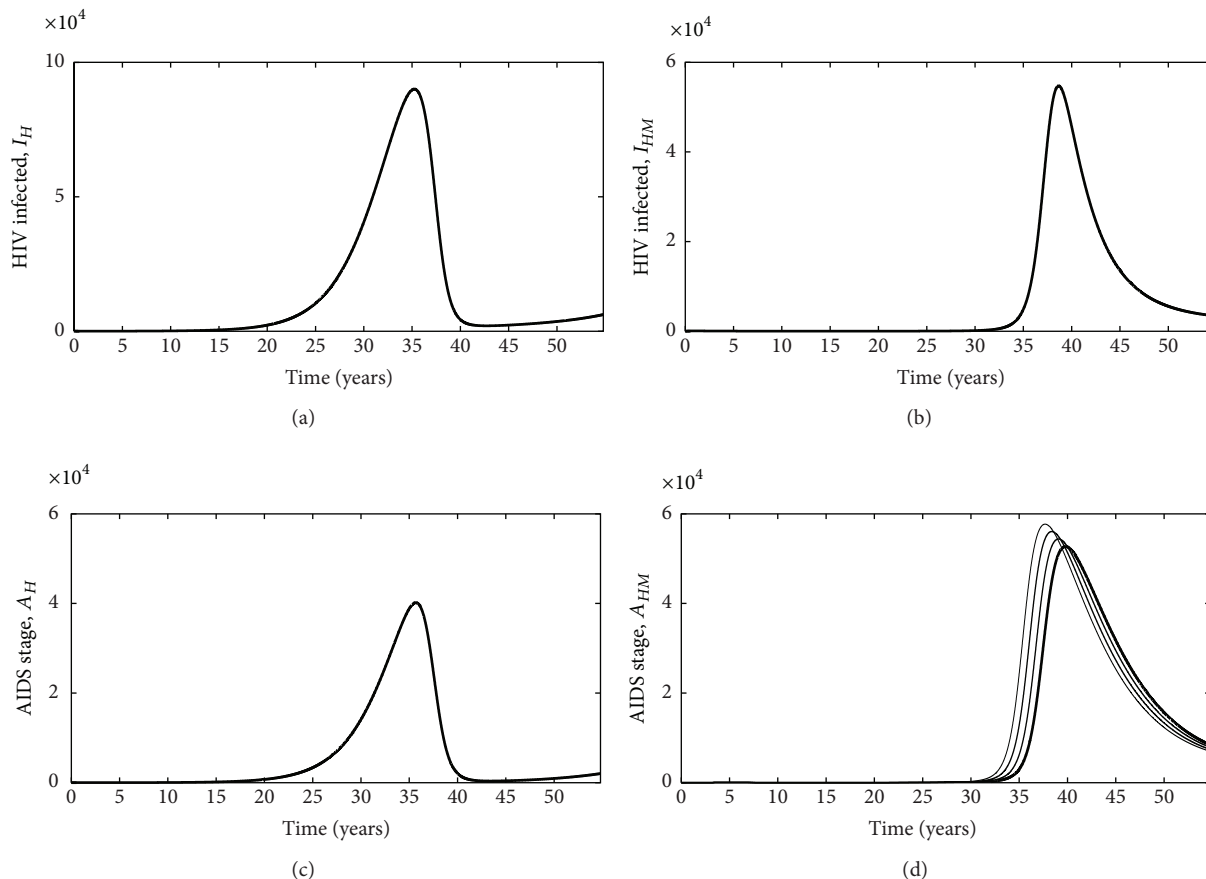


FIGURE 5: Plots for individuals not on HIV treatment as we vary the progression rate from exposed to malaria infected. HIV, I_H (a); coinfecting with HIV and malaria, I_{HM} (b); infected with AIDS, A_H (c); coinfecting with AIDS and malaria, A_{HM} (d). Only the number of coinfecting individuals varies as we vary ρ . In panel (d), increases in the thickness of the line indicate increases in parameter ρ (progress rate from exposed to malaria infected classes).

6. Conclusion

Our model emphasizes the importance of considering HIV-malaria coinfection when considering disease dynamics in Sub-Saharan Africa. We further demonstrate amplification in HIV/AIDS prevalence as a result of malaria coinfection; however, we also demonstrate the importance of treatment for mitigating this dynamic, especially for AIDS infected patients. Therefore, we advocate for continued efforts to increase access to treatment as a means of mitigating the harmful effects of malaria-HIV coinfection.

Although our model represents a significant step forward in modeling the interaction of HIV/AIDS dynamics with malaria dynamics by including treatment, it is limited in a few ways. First, for individuals coinfecting with both pathogens, HIV infection always occurs prior to acquiring malaria. This limits our ability to infer whether individuals who have malaria and then acquire HIV demonstrate the same dynamics; thus, future theoretical work is needed to explore this phenomenon. Second, our model is limited by parameterization. While we were able to acquire some of our parameter values from the literature, we had to estimate many of the other parameters. This may influence simulation

dynamics. Consequently, we encourage future collaborative research with empiricists to develop experiments which will explicitly measure some of the parameters which are currently estimates in order to better inform future models.

Despite these shortcomings, the model presents some interesting results on the benefits of HIV treatment to malaria control. This is particularly important in Sub-Saharan Africa where the coexistence of Malaria and HIV/AIDS is more conspicuous.

Appendix

Center Manifold Theory

We apply Center Manifold Theory (CMT) as described in [18] to establish the local stability of an endemic equilibrium point and check for the existence of backward bifurcation. It is applicable in deciding the local stability of a nonhyperbolic equilibrium (linearisation matrix which has at least one eigenvalue with a zero real part). The theory determines not only the local stability of the nonhyperbolic equilibrium but also the existence of a backward bifurcation. We duplicate Theorem 4.1 in [18] for the convenience of the reader.

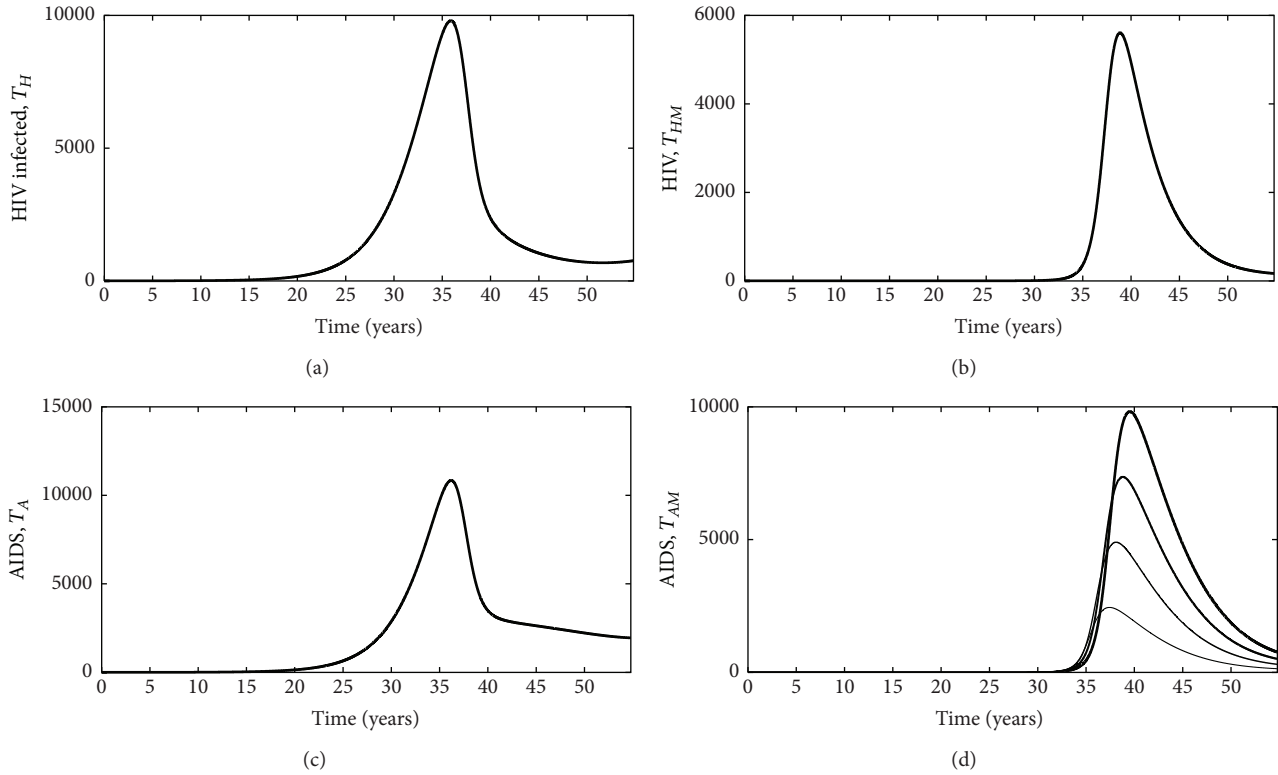


FIGURE 6: Plots for individuals receiving HIV treatment as we vary the progression rate from exposed to malaria infected. HIV, I_H (a); coinfecting with HIV and malaria, I_{HM} (b); infected with AIDS, A_H (c); coinfecting with AIDS and malaria, A_{HM} (d). Only the number of coinfecting individuals varies as we vary ρ . In panel (d), increases in the thickness of the line indicate increases in parameter ρ (progress rate from exposed to malaria infected classes).

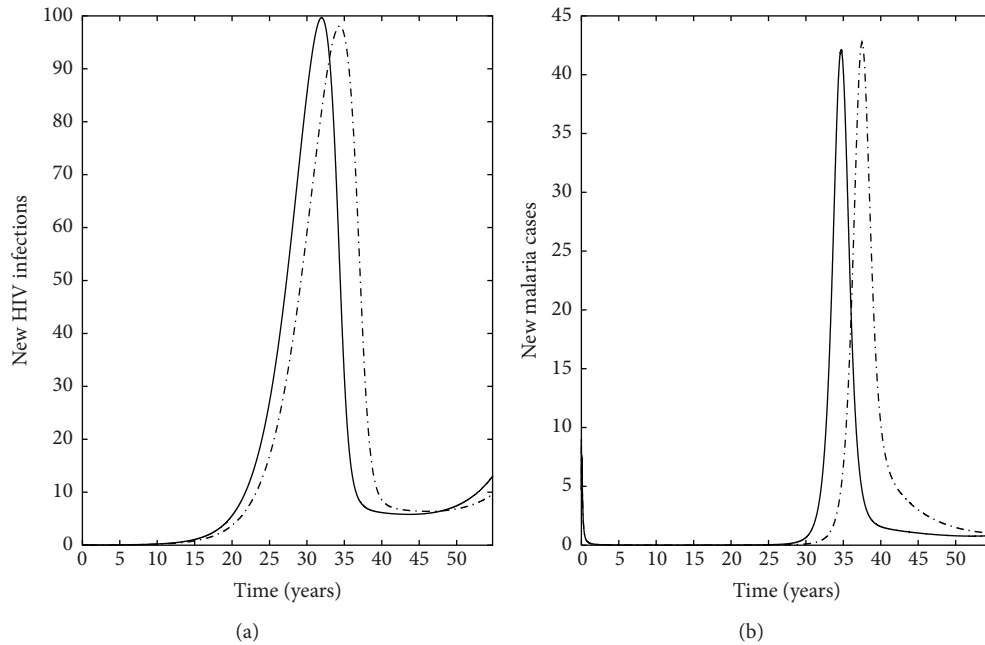


FIGURE 7: Number of new infections cases: (a) HIV infections and (b) malaria cases for individuals for two different scenarios. Solid line is a plot where there is HIV treatment, whereas the broken line is for the scenario where individuals do not receive HIV treatment. The number of new HIV infections and malaria cases is calculated by multiplying the respective force of infection with the number of susceptible individuals to HIV and malaria, respectively.

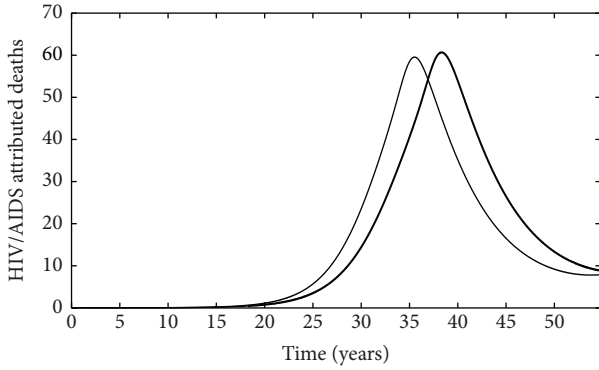


FIGURE 8: The number of HIV/AIDS attributed deaths for individuals receiving treatment (thin line) and for individuals who do not receive treatment (thick line).

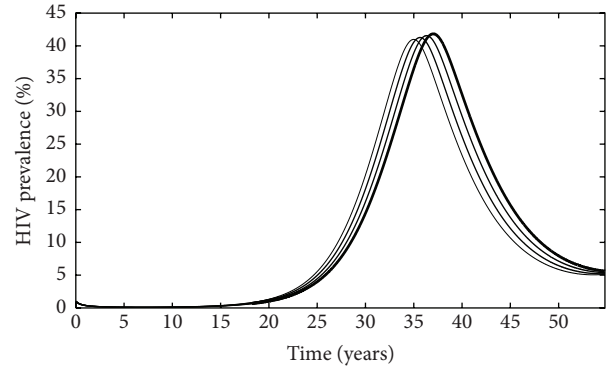


FIGURE 10: HIV prevalence (number of infected individuals/total population) as function of time. The thicker the curve, the larger the rate at which individuals start treatment (ρ).

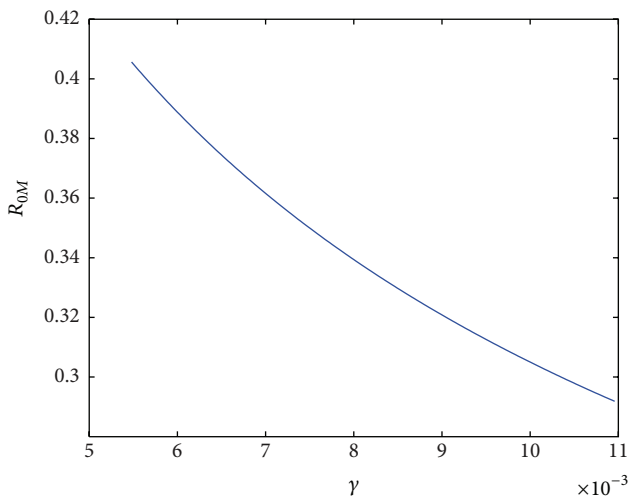


FIGURE 9: R_0 specific to malaria as a function of increasing the rate at which individuals recover from malaria naturally (γ).

Consider a general system of differential equations with parameter Φ (which will be considered as a bifurcation parameter):

$$\frac{dx}{dt} = f(x, \Phi), \tag{A.1}$$

$$f: \mathbb{R}^n \times \mathbb{R} \rightarrow \mathbb{R}^n, f \in C^2(\mathbb{R}^n \times \mathbb{R}).$$

Without loss of generality, it is assumed that 0 is an equilibrium for system for all values of parameter Φ ; that is,

$$f(0, \Phi) \equiv 0, \quad \forall \Phi. \tag{A.2}$$

We state the theorem as follows.

Theorem A.1. Assume the following.

- (1) $A = D_x f(0, 0) = ((\partial f_i / \partial x_j)(0, 0))$ is the linearisation matrix of system around equilibrium 0 with Φ evaluated at 0. Zero is a simple eigenvalue of A and all other eigenvalues of A have negative real parts.

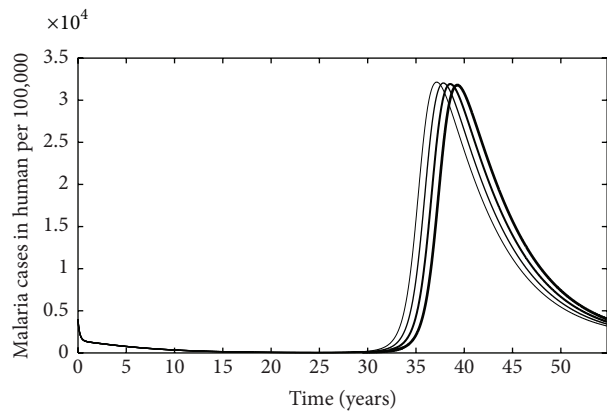


FIGURE 11: The number of malaria cases per 100,000 people as function of time. The thicker the curve, the larger the rate at which individuals start treatment (ρ).

- (2) Matrix A has a nonnegative right eigenvector w and a left eigenvector v corresponding to the zero eigenvalue.

Let f_k be the k th component of f and

$$a = \sum_{k,i,j=1}^n v_k w_i w_j \frac{\partial^2 f_k}{\partial x_i \partial x_j}(0, 0), \tag{A.3}$$

$$b = \sum_{k,i=1}^n v_k w_i \frac{\partial^2 f_k}{\partial x_i \partial \Phi}(0, 0).$$

The local dynamics of (A.1) around 0 are totally determined by a and b .

- (1) Consider $a > 0, b > 0$. When $\Phi < 0$ with $|\Phi| \ll 1$, 0 is locally asymptotically stable, and there exists a positive unstable equilibrium; when $0 < \Phi \ll 1$, 0 is unstable and there exists a negative and locally asymptotically stable equilibrium.
- (2) Consider $a < 0, b < 0$. When $\Phi < 0$ with $|\Phi| \ll 1$, 0 is unstable; when $0 < \Phi \ll 1$, 0 is locally asymptotically stable, and there exists a positive unstable equilibrium.
- (3) Consider $a > 0, b < 0$. When $\Phi < 0$ with $|\Phi| \ll 1$, 0 is unstable, and there exists a locally asymptotically stable

negative equilibrium; when $0 < \Phi \ll 1$, 0 is stable, and a positive unstable equilibrium appears.

- (4) Consider $a < 0$, $b > 0$. When $\Phi < 0$ changes from negative to positive, 0 changes its stability from stable to unstable. Correspondingly a negative unstable equilibrium becomes positive and locally asymptotically stable.

Notations

Λ_H :	New recruitment to the human population
γ :	Recovery rate from malaria infected class
ϕ :	Recovery rate from malaria exposed class
p :	Progress rate from exposed to malaria infected
w :	Relative reduction to HIV infection for I_M
μ, μ_V :	Natural mortality rate for human, mosquito population, respectively
δ_M :	Malaria induced mortality rate for individuals in state I_M
δ_H :	HIV/AIDS induced mortality rate for individuals in state I_H
δ_A :	HIV/AIDS induced mortality rate for individuals in state A_H
β_H :	HIV transmission probability
b_M :	The biting rate of mosquitoes
β_M :	The transmission probability per bite from vector to human
β_V :	The transmission probability per bite from human to vector
q :	Recovery rate from malaria for coinfecting individuals
σ :	A factor which accounts for differential recovery rate from malaria
$\alpha_{1,2,3,4}$:	Progression rates to AIDS stage
$\rho_{1,2}$:	Rates at which individuals start treatment
$\epsilon_{1,2}$:	Factors which account for differential recovery rates
$\eta_{1,2,3,4}$:	Factors which account for differential malaria infection rates
$\theta_{1,2,3,4,5,6,7}$:	Factors indicating the differential contribution for the HIV infection rates
$q_{1,2,3,4}$:	Factors indicating the differential contribution for the malaria infection rates
φ, τ :	Factors which account for differential AIDS induced death
θ_V :	The rate at which mosquitoes progress to infectious state.

Conflict of Interests

The authors declare that there is no conflict of interests regarding the publication of this paper.

References

- [1] A. Dobson, K. D. Lafferty, A. M. Kuris, R. F. Hechinger, and W. Jetz, "Homage to Linnaeus: how many parasites? How many

hosts?" *Proceedings of the National Academy of Sciences of the United States of America*, vol. 105, no. 1, pp. 11482–11489, 2008.

- [2] K. D. Lafferty, S. Allesina, M. Arim et al., "Parasites in food webs: the ultimate missing links," *Ecology Letters*, vol. 11, no. 6, pp. 533–546, 2008.
- [3] C. L. Nunn, S. Altizer, K. E. Jones, and W. Sechrest, "Comparative tests of parasite species richness in primates," *The American Naturalist*, vol. 162, no. 5, pp. 597–614, 2003.
- [4] A. L. Graham, I. M. Cattadori, J. O. Lloyd-Smith, M. J. Ferrari, and O. N. Bjørnstad, "Transmission consequences of coinfection: cytokines writ large?" *Trends in Parasitology*, vol. 23, no. 6, pp. 284–291, 2007.
- [5] M. E. Hood, "Dynamics of multiple infection and within-host competition by the anther-smut pathogen," *American Naturalist*, vol. 162, no. 1, pp. 122–133, 2003.
- [6] B. Koskella, T. Giraud, and M. E. Hood, "Pathogen relatedness affects the prevalence of within-host competition," *American Naturalist*, vol. 168, no. 1, pp. 121–126, 2006.
- [7] R. V. Barnabas, E. L. Webb, H. A. Weiss, and J. N. Wasserheit, "The role of coinfections in HIV epidemic trajectory and positive prevention: a systematic review and meta-analysis," *AIDS*, vol. 25, no. 13, pp. 1559–1573, 2011.
- [8] K. Modjarrad and S. H. Vermund, "Effect of treating coinfections on HIV-1 viral load: a systematic review," *The Lancet Infectious Diseases*, vol. 10, no. 7, pp. 455–463, 2010.
- [9] UNAIDS, "Beginning of the end of the aids epidemic," UNAIDS Gap Report, UNAIDS, 2013, <http://www.unaids.org/>.
- [10] Malaria, Fact sheet no. 94, 2013, <http://www.who.int/mediacentre/factsheets/fs094/en/>.
- [11] CDC, Malaria facts, 2013, <http://www.cdc.gov/malaria/>.
- [12] J.-P. Van geertruyden and U. D'Alessandro, "Malaria and HIV: a silent alliance," *Trends in Parasitology*, vol. 23, no. 10, pp. 465–467, 2007.
- [13] D. F. Cuadros, P. H. Crowley, B. Augustine, S. L. Stewart, and G. García-Ramos, "Effect of variable transmission rate on the dynamics of HIV in sub-Saharan Africa," *BMC Infectious Diseases*, vol. 11, article no. 216, 2011.
- [14] D. F. Cuadros, A. J. Branscum, and P. H. Crowley, "HIV–malaria co-infection: effects of malaria on the prevalence of HIV in east sub-saharan Africa," *International Journal of Epidemiology*, vol. 40, no. 4, pp. 931–939, 2011.
- [15] F. Nyabadza, C. Chiyaka, and Z. Mukandavire, "Analysis of an HIV/AIDS model with public-health information campaigns and individual withdrawal," *Journal of Biological Systems*, vol. 18, no. 2, pp. 357–375, 2010.
- [16] P. van den Driessche and J. Watmough, "Reproduction numbers and sub-threshold endemic equilibria for compartmental models of disease transmission," *Mathematical Biosciences*, vol. 180, pp. 29–48, 2002.
- [17] C. Castillo-Chavez, Z. Feng, and W. Huang, "On the computation of R_0 and its role on global stability," in *Mathematical Approaches for Emerging and Reemerging Infectious Diseases: An introduction*, Springer, Berlin, Germany, 2002.
- [18] C. Castillo-Chavez and B. Song, "Dynamical models of tuberculosis and their applications," *Mathematical Biosciences and Engineering*, vol. 1, no. 2, pp. 361–404, 2004.
- [19] Central Intelligence Agency, *Birth Rate—CIA—The World Factbook*, 2012, <https://www.cia.gov/library/publications>.
- [20] C. Chiyaka, W. Garira, and S. Dube, "Effects of treatment and drug resistance on the transmission dynamics of malaria in

- endemic areas," *Theoretical Population Biology*, vol. 75, no. 1, pp. 14–29, 2009.
- [21] Z. Mukandavire, A. B. Gumel, W. Garira, and J. M. Tchuente, "Mathematical analysis of a model for HIV-malaria co-infection," *Mathematical Biosciences and Engineering*, vol. 6, no. 2, pp. 333–362, 2009.
- [22] N. Chitnis, J. M. Cushing, and J. M. Hyman, "Bifurcation analysis of a mathematical model for malaria transmission," *SIAM Journal on Applied Mathematics*, vol. 67, no. 1, pp. 24–45, 2006.
- [23] L. Slutsker and B. J. Marston, "HIV and malaria: interactions and implications," *Current Opinion in Infectious Diseases*, vol. 20, no. 1, pp. 3–10, 2007.
- [24] C. Flateau, G. Le Loup, and G. Pialoux, "Consequences of HIV infection on malaria and therapeutic implications: a systematic review," *The Lancet Infectious Diseases*, vol. 11, no. 7, pp. 541–556, 2011.
- [25] M. K. Laufer, J. J. G. van Oosterhout, P. C. Thesing et al., "Malaria treatment efficacy among people living with HIV: the role of host and parasite factors," *The American Journal of Tropical Medicine and Hygiene*, vol. 77, no. 4, pp. 627–632, 2007.
- [26] K. Grimwade, N. French, D. D. Mbatha, D. D. Zungu, M. Dedicoat, and C. F. Gilks, "HIV infection as a cofactor for severe falciparum malaria in adults living in a region of unstable malaria transmission in South Africa," *AIDS*, vol. 18, no. 3, pp. 547–554, 2004.
- [27] D. M. Xiao and W. H. Bossert, "An intra-host mathematical model on interaction between HIV and malaria," *Bulletin of Mathematical Biology*, vol. 72, no. 7, pp. 1892–1911, 2010.
- [28] L. J. Abu-Raddad, P. Patnaik, and J. G. Kublin, "Dual infection with HIV and malaria fuels the spread of both diseases in Sub-Saharan Africa," *Science*, vol. 314, no. 5805, pp. 1603–1606, 2006.



Hindawi
Submit your manuscripts at
<http://www.hindawi.com>

